

INVESTOR PRESENTATION



June 2018

DISCLAIMER

IMPORTANT INFORMATION

This presentation is for informational purposes only and has been prepared to assist interested parties in making their own evaluation with respect to the proposed business combination (the "Proposed Transaction") between Easterly Acquisition Corp. ("Easterly") and Sirius International Insurance Group, Ltd. ("Sirius" or the "Company") and for no other purpose. The information contained in this presentation does not purport to be all inclusive. The data contained herein is derived from various internal and external sources. The information contained in this presentation is not, and should not be assumed to be, complete and does not present all the information that investors may require or desire in considering the Proposed Transaction. It is not intended to form the basis of any investment decision or any other decision in respect of the Proposed Transaction. Any data on past performance or modeling contained in this presentation is no indication as to future performance. Neither Easterly nor Sirius assume any obligation to update the information in this presentation.

No securities commission or securities regulatory authority or other authority in the United States or any other jurisdiction has in any way passed upon the merits of the Proposed Transaction or the accuracy or adequacy of this presentation.

NO OFFER OR SOLICITATION

This presentation is neither an offer to sell, nor the solicitation of an offer to sell any securities, nor is it a solicitation of any vote, consent, or approval in any jurisdiction pursuant to or in connection with the Proposed Transaction or otherwise, nor shall there be any sale, issuance or transfer of securities in any jurisdiction in contravention of applicable law. No offering of securities shall be made except by means of a prospectus meeting the requirements of Section 10 of the Securities Act of 1933, as amended.

ADDITIONAL INFORMATION AND WHERE TO FIND IT

This communication relates to the Proposed Transaction and may be deemed to be solicitation material in respect of the Proposed Transaction. In connection with the Proposed Transaction, Sirius intends to file with the SEC a Registration Statement on Form F-4 that will include a proxy statement of Easterly that also includes a prospectus of Sirius. After the Registration Statement on Form F-4 is declared effective, Easterly will mail a proxy statement/prospectus to its stockholders in connection with Easterly's solicitation of proxies for the special meeting of Easterly stockholders to be held to approve the Proposed Transaction and related transactions. This presentation does not contain all the information that should be considered concerning the Proposed Transaction, including relevant risk factors that will be included in the proxy statement/prospectus. It is not intended to provide the basis for any investment decision or any other decision in respect of the Proposed Transaction. Easterly stockholders and other interested persons are advised to read the proxy statement/prospectus (including any documents incorporated by reference therein) when available, as these materials will contain important information about Sirius, Easterly, and the Proposed Transaction. Investors and stockholders can obtain free copies of the proxy statement/prospectus and other documents filed with the SEC by Easterly through the web site maintained by the SEC at www.sec.gov. In addition, investors and stockholders can obtain free copies of the proxy statement/prospectus when available from Easterly by accessing Easterly's website at www.easterlyacquisition.com.

CERTAIN INFORMATION

This presentation includes information based on independent industry publications and other sources. Although we believe that the data presented is reliable, we have not independently verified such information. You should not construe the contents of this presentation as legal, accounting, business or tax advice and you should consult your own professional advisors as to the legal, accounting, business, tax, financial or other matters contained herein. None of Easterly, Sirius, nor any of their respective affiliates, directors, officers, management, employees, representatives and advisors makes any representation or warranty, express or implied, as to the accuracy or completeness of any of the information contained herein, or any other information (whether communicated in written or oral form) transmitted or made available to you. Recipients of this presentation will be deemed to expressly disclaim any and all liability of any of the foregoing persons relating to or resulting from the use of this presentation or such other information (including without limitation, any market analysis and financial projections that may be contained herein or provided in connection herewith) by you or any of your directors, partners, officers, employees, affiliates, agents and representatives.

PARTICIPANTS IN SOLICITATION

Easterly and Sirius, and their respective directors and executive officers, may be deemed participants in the solicitation of proxies of Easterly stockholders in respect of the Proposed Transaction. Information about the directors and executive officers of Easterly and Sirius and more detailed information regarding the identity of all potential participants, and their direct and indirect interests, by security holdings or otherwise, will be set forth in Sirius' Registration Statement on Form F-4 that will include a proxy statement of Easterly. Investors may obtain additional information about the interests of such participants by reading such proxy statement/prospectus.

FORWARD-LOOKING STATEMENTS

This presentation contains "forward-looking statements" within the meaning of Section 21E of the Securities Exchange Act of 1934, as amended, and the Private Securities Litigation Reform Act of 1995, known as the PSLRA. Forward-looking statements may relate to the Proposed Transaction and any other statements relating to future results, strategy and plans of Easterly and Sirius (including certain projections and business trends, and statements which may be identified by the use of the words "plans," "expects" or "does not expect," "is estimated," "is expected," "budget," "scheduled," "estimates," "forecasts," "intends," "anticipates" or "does not anticipate," or "believes," or variations of such words and phrases or state that certain actions, events or results "may," "could," "would," "might," "project," "will" or "will be taken," "occur" or "be achieved"). Forward-looking statements are based on the opinions and estimates of management of Easterly or Sirius, as the case may be, as of the date such statements are made, and they are subject to known and unknown risks, uncertainties, assumptions and other factors that may cause the actual results, level of activity, performance or achievements to be materially different from those expressed or implied by such forward-looking statements. For Sirius, these risks and uncertainties include, but are not limited to, its revenues and operating performance, general economic conditions, industry trends, legislation or regulatory requirements affecting the businesses in which it is engaged, management of growth, amount of redemptions, its business strategy and plans, the sufficiency of Sirius' asbestos and other reserves, the impact of emerging claims issues as well as other insurance and non-insurance litigation, the cost and availability of reinsurance coverage, catastrophe losses, fluctuations in insurance and reinsurance pricing, investigations or enforcement actions by governmental authorities, the result of future financing efforts and its dependence on key personnel. For Easterly, risks include, but are not limited to, the risk of significant redemptions by Easterly's stockholders, the inability to retain key personnel and the inability to obtain stockholder and regulatory approvals and to the inability to successfully close the transaction. Additional information on these and other risks that may cause actual results and Easterly's performance to differ materially is included in Easterly's periodic reports filed with the SEC, including but not limited to Easterly's Form 10-K for the year ended December 31, 2017 and subsequent Forms 10-Q. Copies may be obtained by contacting Easterly. Readers are cautioned not to place undue reliance upon any forward-looking statements, which speak only as of the date made. These forward-looking statements are made only as of the date hereof, and neither Easterly nor Sirius undertakes any obligation to update or revise the forward-looking statements, whether as a result of new information, future events or otherwise, except as required by law.

PROJECTIONS

Any estimates, forecasts or projections set forth in this presentation have been prepared by Sirius and/or Easterly management in good faith on a basis believed to be reasonable. Such estimates, forecasts and projections involve significant elements of subjective judgment and analysis as well as risks (many of which are beyond our control). As such, no representation can be made as to the attainability of our forecasts and projections. Investors are cautioned that such estimates, forecasts or projections have not been audited and have not been prepared in conformance with generally accepted accounting principles. For a listing of risks and other factors that could impact our ability to attain our projected results, please see "Forward-Looking Statements" above.

USE OF NON-GAAP FINANCIAL MEASURES

This communication includes non-GAAP financial measures. Definitions of these non-GAAP financial measures and reconciliations of these non-GAAP financial measures to the most directly comparable GAAP financial measures are included elsewhere in this communication.



TABLE OF CONTENTS

<i>Introduction to Sirius Group</i>	4
<i>Consolidated Financial Overview</i>	12
<i>Transaction Overview and Timing</i>	18
<i>Appendix</i>	21

INTRODUCTION TO SIRIUS GROUP

INTRODUCTION TO PRESENTERS



Allan Waters
Chairman and
Chief Executive Officer

- Sirius CEO since 2007, Chairman since sale to CMIG
- Returned \$2.6bn capital to White Mountains under prior ownership
- Notable transactions include \$3.3bn sale of FF Insurance; \$1.9bn acquisition of OneBeacon



Kip Oberting
Chief Financial Officer

- Sirius CFO since 2016.
- First joined WTM in M&A role in 1995
- CFO of Montpelier Re (2004-2008)



Avshalom Kalichstein
Chief Executive Officer
and Director

- Managing Principal of Easterly LLC
- Over \$50bn of executed transaction value in financial services



INVESTMENT HIGHLIGHTS

Unique Franchise

Unique European, A&H, and diversifying suite of insurance and reinsurance businesses

Proven Team

Senior management team averages over 28 years' (re)insurance operating and M&A experience, with over 22 years at Sirius

Superior Underwriting

Local underwriting teams have generated market-leading combined ratios over a long time horizon. Average 5% combined ratio outperformance relative to industry

Best-in-Class A&H Platform

Developed network of successful MGUs that are profit-aligned with Sirius; proven track record of acquiring MGUs through this channel

Strong Shareholder Returns

Sirius generated over 15%⁽¹⁾ annualized total return to White Mountains during its ownership from 2009 – 1Q16

Heavy Growth Focus

Sirius Group expecting 32% earnings CAGR from 2018E – 2020E



(1) Includes impact of WTM sale to CMIG; Operating return without impact is 13%.

UNIQUE FRANCHISE POSITIONING

Sirius is uniquely positioned due to its diverse units and capabilities in a wide range of businesses

Key Operating Businesses



	Annual Revenue Growth Potential ⁽¹⁾	Capital Utilization
<p>International Short-Tail (Re)Insurance</p> <ul style="list-style-type: none"> Market leading, diversified, global (re)insurance platform A. European Franchise – 73 year history of market leading returns B. US & Bermuda Platform – Property pro rata, risk excess, D&F and Ag focus 	6%	High (driven by property)
<p>Global A&H (Re)insurance</p> <ul style="list-style-type: none"> World class reinsurance platform, including 2 U.S. Managing General Underwriters, with a track record of consistent outperformance 	4%	Low
<p>High Return Growth (Re)Insurance</p> <ul style="list-style-type: none"> Primary Direct Specialty – Surety and environmental lines led by high-performing underwriting teams Long-Tail (Re)insurance – Long-tail businesses that complement Sirius' core platform 	50%	Low



(1) CAGR 2018E – 2020E

GLOBAL PLATFORM WITH A EUROPEAN FRANCHISE

Sirius Group has developed a global footprint, creating geographic diversity while enabling local market expertise, emanating from its Stockholm-led branch franchise

Sirius Group

- Conservative underwriting culture
- Superior underwriting, with overall combined ratio averaging 5% outperformance over peers from 2009 – 2017
- Pricing strength versus markets, average 1.3%⁽¹⁾ annual rate change advantage during the period of tightening prices since Q2'14
- Extensive customer relationships lead to better pricing

Stockholm-led Branch Franchise

- Highly diversified book that delivers superior returns on marginal capital
- Unique aspect is deep non-US exposure which is diversifying
- 73 years of client loyalty and lower price elasticity
- GPW of \$0.8bn⁽²⁾
- Delivered 86% combined ratio since 2004

Long-Term Customer Relationships



60% of book 10+ years



30% of book 20+ years



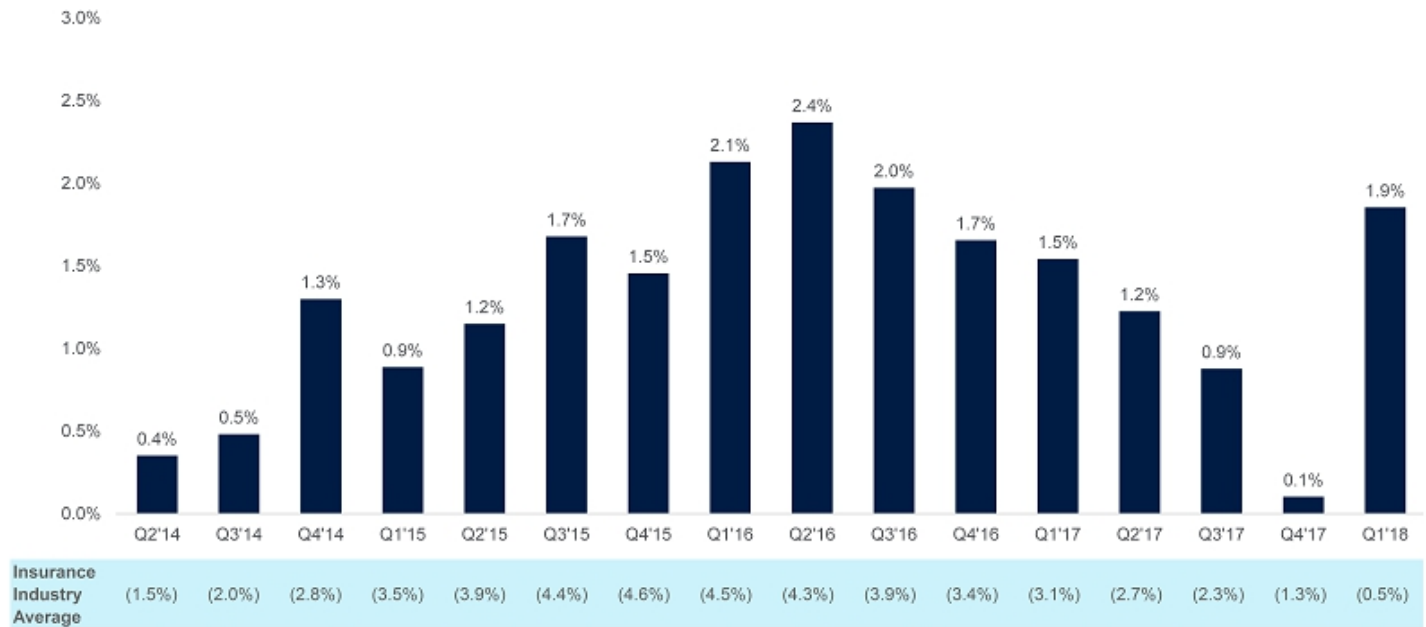
(1) Average from Q2'14-Q1'18. (2) Year ended 12/31/17.

Note: Red circles in map represent Sirius America and SBDA.

SUPERIOR RELATIONSHIPS PROTECT MARGIN IN SOFT MARKETS

Sirius' long-standing client relationships, especially with local and regional clients, mute the impact of global underwriting pricing cycles on its risk portfolio

Sirius Group Relative Rate Change vs. Industry: 4Q Moving Average



Source: Marsh McLennan Survey and Company.

BEST-IN-CLASS A&H PLATFORM

Sirius Group's unique and integrated MGU strategy has produced operational outperformance and attractive acquisition targets

Pillars of Strategy

Industry recognized, market leading underwriting

- Global leaders for decades
- Strong underwriting & profit focus
- Products ranging from disability, travel medical, stop-loss, accident, and ex-pat health coverages written on a global basis
- Best clients move to Sirius paper

Partnership with leading MGUs, who are profit-aligned

- High-retention, long-term partnerships with 8 leading, profit-oriented North American MGUs
- Generates significant premium on Sirius paper
- MGUs retain a share of underwriting results to create alignment
- Activity leads to potential M&A opportunities

Acquisition platform



- 2017 **IMG** \$20 million EBITDA⁽¹⁾ & \$165 million premium capture
- 2017 **Armada** \$19 million EBITDA⁽¹⁾ & \$107 million premium capture
- More opportunities available

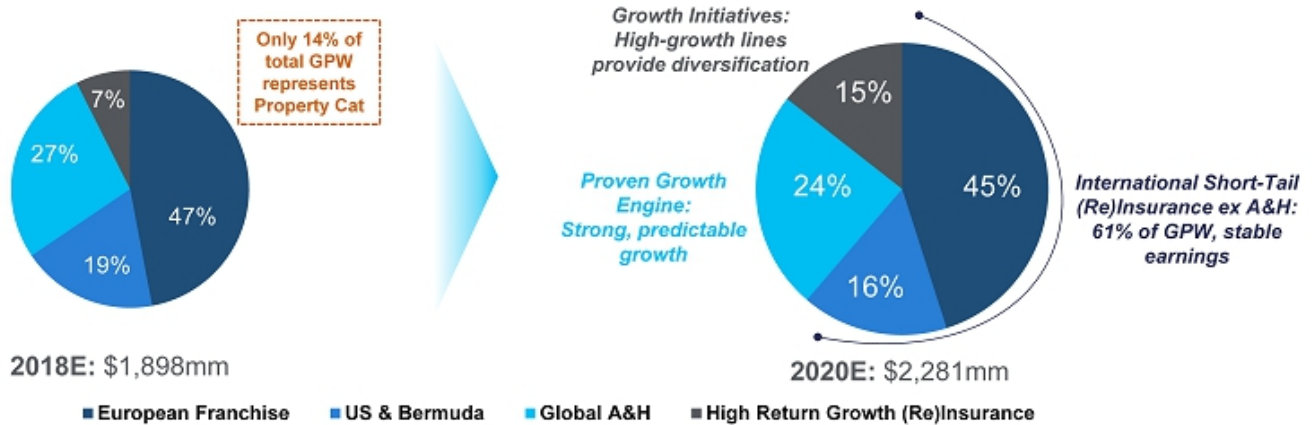


(1) Excludes transaction-related gains and expenses.

MEANINGFUL BENEFITS OF DIVERSIFICATION

Sirius Group offers a complementary suite of insurance products that provide diversification and capital efficiency

Gross Premiums Written by Key Lines of Business



Capital Efficiency of Diversification⁽¹⁾



(1) Sirius Bermuda, top operating company, as of 12/31/17. (2) Bermuda Solvency Capital Ratio

CONSOLIDATED FINANCIAL OVERVIEW

CONSISTENT HIGH PERFORMANCE

Sirius has demonstrated consistent and prudent underwriting growth

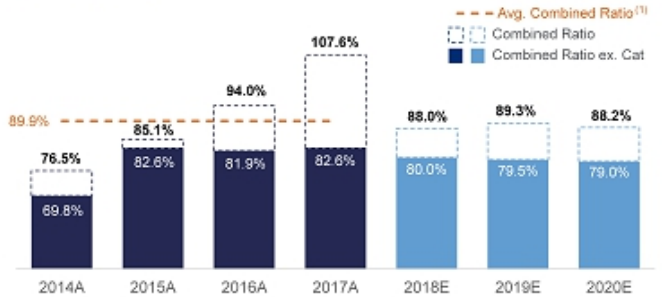
Strong underwriting growth...

Earned Premium
(\$ in millions)



...and prudent underwriting...

Combined Ratio



...driving strong ROE...

Cash ROE⁽²⁾



Undeployed Capital at S&P "AA"⁽⁴⁾ (\$mm):

\$916 \$1,063 \$1,170 \$790

...and Earnings

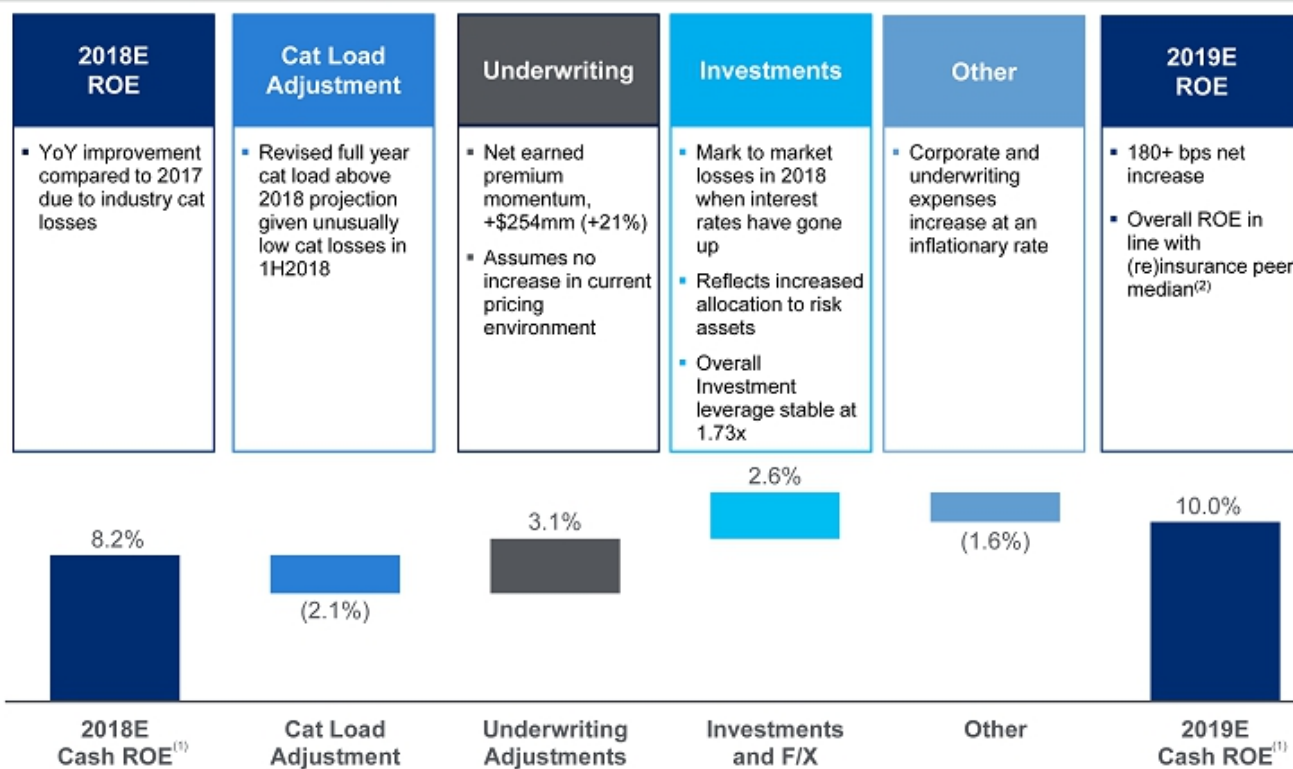
Cash Earnings⁽²⁾
(\$ in millions)



(1) Average from 2009-2017. (2) Cash earnings defined as comprehensive net income plus non-cash amortization. Excludes impact of sales transaction-related expenses totaling \$72mm. (3) Normalized Operating Return makes adjustments for investment returns, fx, other comprehensive income, and excess capital. All adjustments are made on an after-tax basis. Please see the Appendix for reconciliation. (4) Average undeployed capital at S&P "AA" after diversification, net of safety buffer of \$200mm.



ROE DECONSTRUCTION



GAAP ROE	7.4%	(2.1%)	3.1%	2.6%	(1.6%)	9.3%
----------	------	--------	------	------	--------	------

(1) Excludes \$15.8mm of non-cash amortization expense. (2) Peer median of 10.3% as of 6/22/2018. Includes LRE, XL, RNR, VR, RE, ACGL, AXS, HSX, BEZ.
 Note: Assumes no changes in current financial leverage. Projections reflect normal course capital management activity (dividends and share repurchases) to manage overall capital levels within operating targets.



SELECTED HISTORICAL AND PROJECTED OPERATING FINANCIALS

(\$ in millions)

Income Statement Items	Historical				Forecast		
	2014A	2015A	2016A	2017A	2018E	2019E	2020E
Gross Premiums Written	\$1,137	\$1,161	\$1,269	\$1,439	\$1,898	\$2,065	\$2,281
Net Earned Premiums	874	847	890	1,035	1,224	1,478	1,661
Underwriting Profit	205	127	53	(79)	147	158	196
Investment Yield Income	41	40	56	57	45	56	57
Cash Comprehensive Income ⁽¹⁾	186	206	19	(58)	157	217	273
GAAP Combined Ratio	77%	85%	94%	108%	88%	89%	88%

Balance Sheet Items	Historical				Forecast		
	2014A	2015A	2016A	2017A	2018E	2019E	2020E
Total Cash and Investments	\$3,290	\$3,678	\$3,815	\$3,604	\$3,754	\$3,988	\$4,272
Goodwill and Intangibles	15	10	5	617	602	586	571
Total Assets	\$5,111	\$5,092	\$5,167	\$5,824	\$6,229	\$6,695	\$7,092
Loss and LAE reserves	\$1,810	\$1,644	\$1,620	\$1,899	\$1,950	\$2,178	\$2,313
Debt	404	403	396	723	718	718	718
Total Liabilities	\$3,098	\$2,883	\$2,927	\$3,800	\$4,064	\$4,387	\$4,588
Common Equity	\$1,763	\$1,959	\$1,988	\$1,917	\$2,165	\$2,308	\$2,505
Total Liabilities and Equity	5,111	5,092	5,167	5,824	6,229	6,695	7,092
Total Insurance Float	\$1,566	\$1,357	\$1,295	\$1,408	\$1,513	\$1,589	\$1,661



(1) Cash earnings defined as comprehensive net income plus non-cash amortization. Excludes impact of sales transaction-related expenses totaling \$72mm.

PEER GROUP OPERATIONAL BENCHMARKING

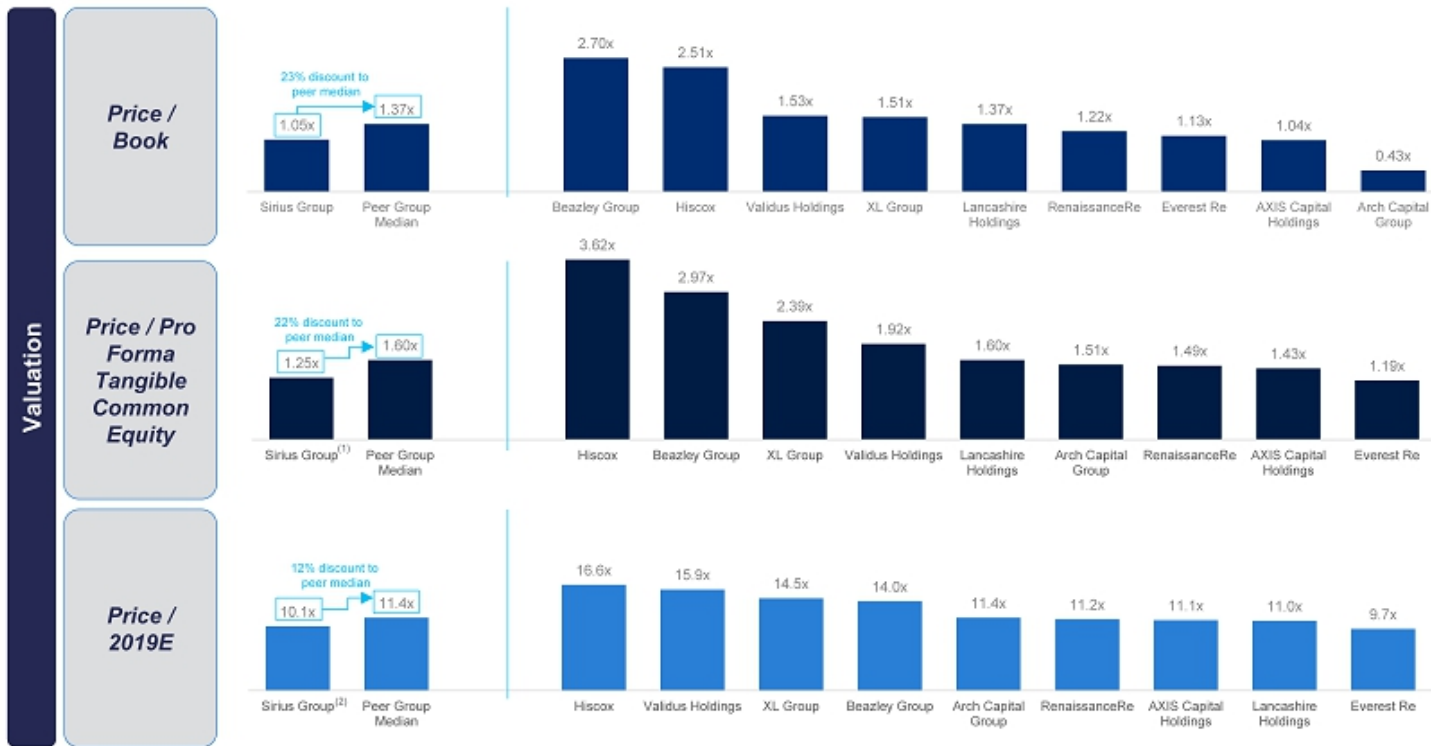
Sirius' growth and return profile is attractive relative to that of most of its public comparable companies



Source: Sirius Group provided materials, FactSet, SNL, Easterly analysis. Market data as of 6/22/2018.
 (1) Based on cash earnings, which is defined as comprehensive net income plus non-cash amortization.

PEER GROUP VALUATION BENCHMARKING

Sirius Group is offered to market at a significant discount to peers on a price / book, price / tangible common equity, and Price / 2019E basis



Source: Sirius Group provided materials, SNL, FactSet. Market data as of 5/22/2018.
 (1) Sirius multiple based on 1.05x P/BV and adjusted for 6/30/2018E Deferred Tax Liability of \$282mm. (2) Based on cash earnings, which is defined as comprehensive net income plus non-cash amortization.



TRANSACTION OVERVIEW AND TIMING

PRO FORMA OWNERSHIP SUMMARY AND SOURCES & USES OF CASH

(All amounts in millions, except per share amounts)

Anticipated Pro Forma Ownership at Closing⁽¹⁾

	# of Pro Forma Sirius Shares	% of Pro Forma Sirius Shares
Current Sirius Group Shareholders ⁽²⁾	116.0	92.4%
Easterly Public Shareholders	8.9	7.1
Easterly Sponsor	0.7	0.6
Total	125.6	100.0

Easterly Warrants Outstanding (EACQ.W)

	Amount	Strike Price	Expiration	Notes
Existing Public Warrants	10.00	\$11.50	5 Years	Redeemable when share price reaches \$18.00

➤ Intend to tender for warrants

Proposed Sources & Uses of Cash

Sources of Cash		Uses of Cash	
Easterly Cash in Trust	\$155	General Corporate Purposes ⁽³⁾	\$146
		Transaction Fees & Expenses	9
Total Sources of Cash	\$155	Total Uses of Cash	\$155

Valuation and Share Price at Close

Valuation	
Market Capitalization	\$2,194
(/) Total Pro Forma Sirius Shares Outstanding	125.6
Price per Share at Trust Value	\$17.47

- \$17.47 represents 1.05x BV multiple in Sirius share equivalent
- In Easterly share equivalent, price per share at trust value is \$10.31
- This represents a (23%) discount to peer median

Source: Sirius Group provided materials. Market data as of 6/22/2018.

Note: Assumes no redemptions of Easterly common stock and subject to change depending on future redemption amounts, if any.

(1) Shares shown on a Sirius basis, in which Easterly shares are converted at an exchange ratio of 0.590x.

(2) Assumes \$155 million repurchase of CMIG shares at the issue price of 1.05x P/B.

(3) Sirius will use other resources to repurchase CMIG shares.



ILLUSTRATIVE TRANSACTION TIMELINE

Timeline

Late June	Transaction Announced, File Investor Presentation, Continue Marketing PIPE
July	Receive PIPE Subscriptions
Mid-Late July	Initial Registration Statement with Easterly Proxy Statement Filed with SEC
Late August	Receive SEC Comments on Registration Statement; File Amended Registration Statement
Mid-September	Set Record Date / Shareholder Vote Date
Late September	Conduct Deal Roadshow; Hold Special Meeting of Easterly Shareholders; Close Deal

No impediments to close: no insurance regulatory approval needed, no minimum cash condition

APPENDIX

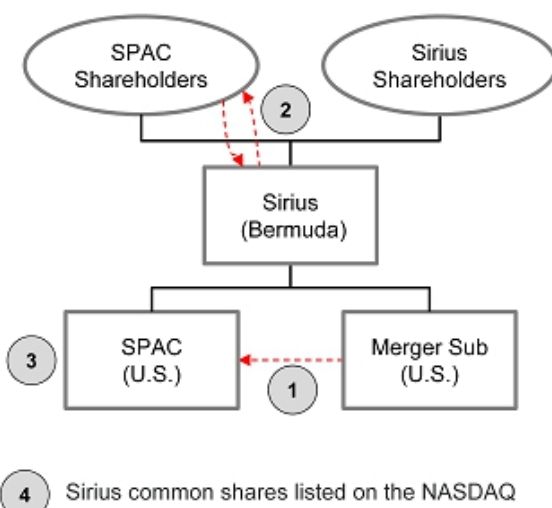
TRANSACTION STRUCTURE

The Sirius / Easterly merger will utilize a reverse triangular merger (or a forward merger)

Transaction Steps

- 1 A subsidiary of Sirius merges into the SPAC and the SPAC becomes a wholly-owned subsidiary of Sirius (or the SPAC merges into Sirius with Sirius surviving)
- 2 SPAC shareholders exchange their shares of the SPAC for shares in Sirius
- 3 SPAC cash is retained by the Sirius Group for general corporate purposes
- 4 Sirius lists its shares on the NASDAQ

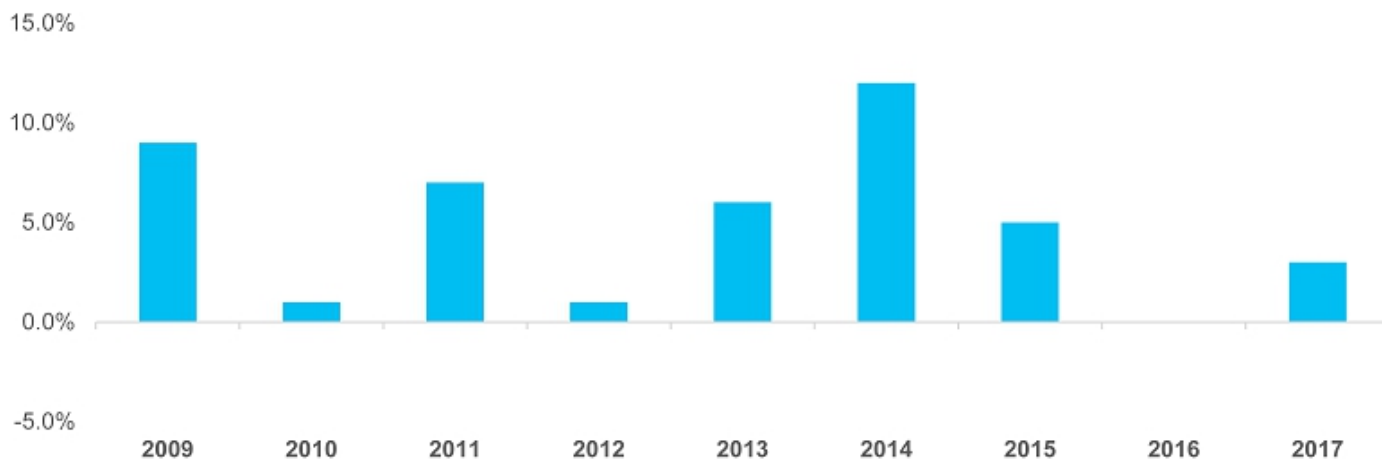
Pro Forma Structure



SUPERIOR UNDERWRITING MARGINS

Relationship-driven, granular risk portfolio, combined with prudent underwriting has delivered superior and less volatile financial results

Historical Combined Ratio Outperformance vs. Industry



Average Outperformance	Sirius	Reinsurance ⁽¹⁾ Industry	Difference
2009-2017	90%	95%	5%



(1) Represents published industry results as per S&P's global reinsurance highlights for Top 40 Reinsurers. 2017 reflects currently available peer set.

EXPERIENCED EXECUTIVE MANAGEMENT TEAM

Extensive experience in all aspects of insurance and reinsurance and strategic M&A



Allan Waters
Chairman and Chief Executive Officer

- Sirius CEO since 2007, Chairman since sale to CMIG; 23 years at White Mountains, 5 as CFO
- Insurance career began under Jack Byrne at GEICO and Fireman's Fund Corporation



Gene Boxer
General Counsel

- GC of Sirius Group since 2016
- Previously Global GC of Cushman & Wakefield, senior member of AIG's Restructuring and Legal M&A Group



Monica Cramér Manhem
President & CEO, Sirius International

- CEO of Sirius International since 2014
- Over 30 years of experience working for the Sirius Group in various capacities



Jan Onselius
Chief Underwriting Officer

- CUO since 2002, joined Sirius in 1982
- Has successfully led Sirius's underwriting through all phases of the company's expansion



Kip Oberting
Chief Financial Officer

- Sirius CFO since 2016, joined WTM in 1995
- Extensive (re)insurance experience across M&A, investments, and capital strategy



Jeff Davis
Chief Actuary & Chief Risk Officer

- Chief Actuary & Risk Officer since 2008
- Over 25+ years in senior actuarial positions; formerly Chief Actuary at Munich Re



Warren Trace
President & CEO, Sirius Bermuda

- CEO of Sirius Bermuda since 2016
- 30+ year veteran of Sirius Group



Daniel Wilson
President & CEO, Sirius America

- CEO of Sirius America since 2011
- 20+ year veteran of Sirius Group



CMIG OVERVIEW

CMIG's partnership with Sirius has benefited the organization and provided access to Asian opportunities

- China's largest investment company, CMIG was founded in 2014 by Chairman Dong Wenbiao, former Chairman of China Minsheng Bank, China's largest private bank
- Provides direct insight into the Asian capital markets and related investment opportunities
- Invests directly and alongside partners into industrial & financial services businesses
- CMIG's extensive network allows Sirius to tap into Asia market for financing at attractive terms

CMI Global Advisory Council – Noted Members



Romano Prodi
Former President of the European Commission; Former Prime Minister of Italy



Dominique De Villepin
Former Prime Minister of France



Marek Belka
Former Prime Minister Of Poland



Seung Yu Kim
Former Chairman of Hana Financial Group Inc.



Stephen A. Orlins
President of National Committee on United States-China Relations



Ronald Dennis
Chairman of British East Asia Council
Chairman of the McLaren Group



Prof. Dr. H C Roland Berger
Founder and Honorary Chairman of Roland Berger Strategy Consultants



Stephen Roach
Former Chairman of Morgan Stanley Asia



Robert Engle
2003 Nobel Laureate in Economics

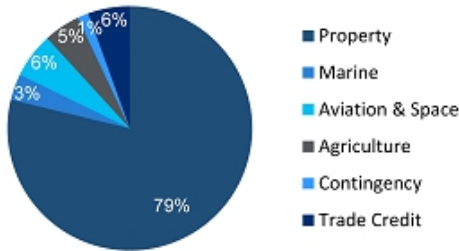


INTERNATIONAL SHORT-TAIL (RE)INSURANCE (EX. A&H)

The largest piece of Sirius, International Short-Tail Reinsurance is a key driver of performance

Line of Business Overview

- Part of Sirius' unique P&C branch (Re)insurance franchise
 - 2018 \$1.2bn GPW includes property, marine, aviation, agriculture, contingency and trade credit
 - Based in Sweden, Sirius International is the largest reinsurance company in Scandinavia and a leading reinsurer in Europe
- Complete Underwriting Toolkit including Bermuda Paper, European Paper, U.S. Admitted and Non-Admitted Paper and Lloyd's Paper
- Partners with a variety of larger clients from Allianz to AXA



(\$ in mm)

	2018E	2019E	2020E
Gross Written Premiums	\$1,244	\$1,301	\$1,398

Key Highlights

73

Highly diversified portfolio carefully assembled over 73 years

6,066

Over 6,000 treaties and accounts

1,663

Core book focused on local and regional relationships – nearly 1,700 clients in 140 countries

20

20 Global offices run by local managers with deep experience



GLOBAL ACCIDENT & HEALTH (RE)INSURANCE

Sirius' market leading Global A&H platform is a proven growth engine

Line of Business Overview

- **Global leaders across the full value chain writing \$514 million of premium in 2018**
 - Global reinsurance platform, US primary direct book, 2 U.S. MGU's (travel & supplemental health)
 - Longevity – 50% of the book is from relationships of 10 years or more
- **Wide range of specialty products**
 - Products ranging from disability, travel medical, stop-loss, accident, and ex-pat health coverages written on a global basis
- **Long-term partners, high persistency with superior profitability**
- **Decade of consistent outperformance**
- **Competitive positioning and product offerings significantly enhanced by IMG and Armada acquisitions**

(\$ in mm)	2018E	2019E	2020E
Gross Written Premiums	\$514	\$517	\$554



LONG-TAIL (RE)INSURANCE

Sirius' long-tail and run-off businesses uniquely compliment its core, shorter-tailed businesses

Line of Business Overview	Key Highlights								
<p>Sirius Global Solutions: Acquire liabilities through acquisitions and LPT's</p> <ul style="list-style-type: none"> • Transaction gains generated through: <ul style="list-style-type: none"> — Proactive claims management, policy buy-backs and commutations; — Other embedded assets incl. shell/license values — Float – long duration liabilities <p>Life: Reinsurance opportunities for blocks varying in size from \$100 million+</p> <ul style="list-style-type: none"> • Focus on spread risks, which will build AUM and will have low liability risk: <ul style="list-style-type: none"> — Structured settlements — Fixed and variable deferred annuities — Complex whole / universal life and disability <p>Casualty Reinsurance: Treaty and excess covers</p> <ul style="list-style-type: none"> • Float – long duration liabilities • Wrote \$484 million in largest year <table border="1" style="width: 100%; border-collapse: collapse;"> <thead> <tr> <th style="font-size: small;">(\$ in mm)</th> <th style="font-size: small;">2018E</th> <th style="font-size: small;">2019E</th> <th style="font-size: small;">2020E</th> </tr> </thead> <tbody> <tr> <td>Gross Written Premiums</td> <td style="text-align: center;">\$119</td> <td style="text-align: center;">\$192</td> <td style="text-align: center;">\$239</td> </tr> </tbody> </table>	(\$ in mm)	2018E	2019E	2020E	Gross Written Premiums	\$119	\$192	\$239	<ul style="list-style-type: none"> -----▶ • Since 2000 when team joined, 14 deals for > 40% IRR; \$100 million of reserves today -----▶ • Entrepreneurial team leader joined in September 2017 -----▶ • Re-entered market in 2017 as cycle has turned with great talent from XL Catlin • Lead brought success with approval by key client Security Committees such as Starr, Allied World, and AIG.
(\$ in mm)	2018E	2019E	2020E						
Gross Written Premiums	\$119	\$192	\$239						



PRIMARY SPECIALTY

Though it is the smallest of Sirius' key operating lines of business, the Primary Specialty business represents attractive growth opportunities

Line of Business Overview

Consists of 2 primary businesses:

- Surety: Wide variety of contracting and business bonding activities distributed through a network of third party agents
 - Well respected and successful lead underwriter hired away from competitor as a result of M&A consolidation disruption at that firm
- Environmental: Write a suite of products designed to cover the discovery at premises, or sudden and accidental release of, environmental contaminants.
 - Team members with demonstrated record of success hired from US competitor

(\$ in mm)	2018E	2019E	2020E
Gross Written Premiums	\$22	\$55	\$90

Key Highlights

- Attracted superior talent and positioned for long term, profitable growth
- Complementary products increase Sirius' value to insurance brokerage community
- Less volatile and capital efficient
- Near-term small financial drag, long-term highly positive

INVESTMENT PORTFOLIO

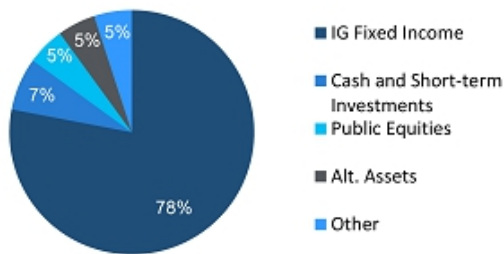
Sirius employs a total return, opportunistic investment approach to maximize return while minimizing the risk to its core business operations

Current Investment Portfolio

Philosophy:

- Protects claims paying rating and preserve capacity for M&A
- The bulk of the fixed income portfolio is deployed with 3rd party global managers
- The portfolio is currently conservatively allocated pending capital demands of strategic investments
- Duration is 2.1 years and average credit rating is AA-

Breakdown by Asset Class:



Total: \$3.7 billion⁽¹⁾

Target Investment Portfolio

Next Steps:

- Increase allocation to risk assets
- Partner with managers that are expected to outperform in periods of volatility
- Partner with value-oriented managers

As a private company, owners have been very conservative with investment portfolio. Expect to normalize to public company median



(1) As of 3/31/2018.

FINANCIAL PROJECTIONS: KEY ASSUMPTIONS

1 Premium Growth

- Organic growth in core business lines as well as the roll-out of strategic growth initiatives
- The financial plan does not incorporate the impact of any Life Reinsurance transactions

2 Underwriting Assumptions

- The outer periods do not reflect a change in the (Re)insurance pricing environment
- Changes to the loss ratio are driven by changes in business mix particularly as Sirius builds up the U.S. casualty portfolio
- The increase from 2018 reflects the pricing of a load for median expected catastrophe losses

3 Investment Assumptions

Investment asset composition:

cash, short-term & money markets
fixed income securities
equities and alternatives
total investment assets

	Allocation			Returns		
	2018	2019	2020	2018	2019	2020
cash, short-term & money markets	\$ 472	\$ 322	\$ 222	0.5%	0.5%	0.5%
fixed income securities	2,540	2,589	2,573	2.1%	2.1%	2.1%
equities and alternatives	742	1,077	1,477	7.1%	7.2%	7.2%
total investment assets	\$ 3,754	\$ 3,988	\$ 4,272	2.6%	3.1%	3.6%

4 Other Assumptions

- Corporate and internal underwriting expenses increase at an inflationary rate
- Long-term compensation is at target levels and does not include any change in structure from the contemplated transaction
- Annual \$10m of pre-tax transaction related gains from purchasing runoff liabilities at a discount to book by Sirius Global Solutions
- Sirius is the accounting acquiror in this transaction
- No changes have been made to Sirius' historical accounting methods and no goodwill or intangibles impairments over the projection periods



FINANCIAL PROJECTIONS: KEY ASSUMPTIONS (CONT.)

	2014	2015	2016	2017
Pro Forma Earnings Reconciliation				
SIIG, Ltd. GAAP after-tax comprehensive income / (loss)	\$ 186	\$ 196	\$ (34)	\$ (84)
Adjust: removal of one-time WTM/CMIG costs	-	10	52	11
Adjust: non-cash PGAAP amortization expense	-	-	-	15
Sub-total, adjusted GAAP after-tax comprehensive income	186	206	19	(58)
Remove actual investment, f/x and oci results	(85)	(126)	(12)	(94)
Add total investment return, net of excess capital	67	55	57	72
Adjustment to financing costs on capital structure	16	18	28	13
After-tax adjusted pro forma comprehensive income / (loss)	\$ 184	\$ 152	\$ 91	\$ (68)
Opening GAAP common equity	\$ 1,627	\$ 1,763	\$ 1,959	\$ 1,988
Remove excess capital, net of internal safety margin	(513)	(651)	(762)	(835)
Adjusted opening common equity	\$ 1,114	\$ 1,112	\$ 1,197	\$ 1,153
Normalized Operating Return	16.5%	13.7%	7.6%	(5.9%)

Methodology for Adjustments to GAAP

- Actual investment results, foreign exchange and other comprehensive income or losses are removed from the GAAP results and replaced with a total investment return assumption, described below.
- Total investment return is based upon the opening period Ten Year U.S. Treasury Rate plus 100 basis points, net of estimated investment expense equal to 20 basis points.
- GAAP common equity used for returns is adjusted to reflect the removal of rating agency excess capital using the S&P "AA" Capital Adequacy Model net of an internal safety margin.
- The internal safety margin used for all periods is \$200m which reflects a buffer above the S&P level of capital. This is intended to protect against volatility in earnings resulting from stress scenarios.
- Excess capital is removed from the capital structure pro rata among debt, preference shares, and equity to maintain a consistent level of financial leverage. As such, the financing costs are applied to the adjusted financial leverage.
- All adjustments are made on an after-tax basis using an effective tax rate that reflects the key operating jurisdictions of Sweden, U.S., Luxembourg and Bermuda.

