



Disclaimer

The Company disclaims all warranties, whether express, implied or statutory, including, without limitation, any implied warranties of title, non-infringement of third-party rights, merchantability, or fitness for a particular purpose. The information pack (the "Pack") discusses trends and markets that the leadership team of Archer Aviation, Inc. (the "Company") believes will impact the development and success of the Company based on its current understanding of the marketplace. Industry and market data used in the Pack have been obtained from third-party industry publications and sources as well as from research reports prepared for other purposes. The Company has not independently verified the data obtained from these sources and cannot assure you of the data's accuracy or completeness. This data is subject to change. Nothing in this agreement imposes on the Company Atlas Crest Investment Corp. ("AC" or "Atlas Crest") or their advisors or representatives any obligation to provide further Packs or updates or correct any inaccuracies in the Pack.

Forward-Looking Statements

The Pack includes "forward-looking statements." Forward-looking statements may be identified by the use of words such as "estimate," "plan," "project," "forecast," "intend," "would," "should," "will," "expect," "anticipate," "believe," "seek," "target" or other similar expressions that predict or indicate future events or trends or that are not statements of historical matters. "Forward-looking statements" include all statements about the Company's future plans and performance, regardless of whether the foregoing expressions are used to identify them. In addition, these forward-looking statements include, but are not limited to, statements regarding: estimates and forecasts of financial and performance metrics; projections of market opportunity and market share; expectations and timing related to commercial product launches; the potential success of the Company's go-to-market strategy; the Company's research and development efforts; and the Company's proposed manufacturing plans and expectations, including statements regarding the effectiveness and efficiency of its future manufacturing processes. These statements are based on various assumptions, whether or not disclosed in this Pack, and on the current expectations of the Company's management and are not predictions of actual performance. These forward-looking statements are provided for illustrative purposes only and are not intended to serve as and must not be relied on by any investor as a guarantee, an assurance, a prediction or a definitive statement of fact or probability. Actual events and circumstances are difficult or impossible to predict and will differ from assumptions. Many actual events and circumstances are beyond the control of the Company. These forward-looking statements are subject to a number of risks and uncertainties, including the early stage nature of Archer's business and its past and projected future losses; Archer's ability to manufacture and deliver aircraft and its impact on the risk of investment; Archer's dependence on United Airlines for its current aircraft orders and development process; and the risk that United Airlines cancels its contracts with Archer, risks relating to the uncertainty of the projections included in the model; the effectiveness of Archer's marketing and growth strategies, including its ability to effectively market air transportation as a substitute for conventional methods of transportation; Archer's ability to compete in the competitive urban air mobility and eVTOL industries; Archer's ability to obtain expected or required certifications, licenses, approvals, and authorizations from transportation authorities; Archer's ability to achieve its business milestones and launch products on anticipated timelines; Archer's dependence on suppliers and service partners for the parts and components in its aircraft; Archer's ability to develop commercial-scale manufacturing capabilities; regulatory requirements and other obstacles outside Archer's control that slow market adoption of electric aircraft, such as Archer's inability to obtain and maintain adequate facilities and workforce infrastructure; Archer's ability to hire, train and retain qualified personnel; risks related to Archer's Aerial Risk Shared Business operating in densely populated metropolitan areas and heavily regulated airports; adverse publicity from accidents involving aircraft; helicopters or lithium-ion battery cells; the impact of labor and union activities on Archer's work force; losses resulting from indexed price escalation clauses in purchase orders and cost overruns; regulatory risks related to involving laws and regulators in Archer's industries; the inability of the parties to successfully or timely consummate the proposed business combination, including the risk that any required regulatory approvals are not obtained, are delayed or are subject to unanticipated conditions that could adversely affect the combined company or the expected benefits of the proposed business combination or that the approval of the stockholders of Atlas Crest or Archer is not obtained; a decline in our securities following the business combination if it fails to meet the expectations of investors or securities analysts; our inability to protect our intellectual property rights from unauthorized use by third parties; our need for and the availability of additional capital; cybersecurity risks; the dual class structure of our common stock, which will limit other investors' ability to influence corporate matters; the amount of redemption requests made by Atlas Crest's public stockholders; the ability of Atlas Crest or the combined company to issue equity or equity-linked securities in connection with the proposed business combination or in the future; and the factors discussed in Atlas Crest's final prospectus filed on October 29, 2020, under the heading "Risk Factors," and other documents of Atlas Crest filed, or to be filed, including the Current Report on Form 8-K filed on February 10, 2021, and the Registration Statement on Form S-4 (the "Form S-4") including the proxy statement/prospectus expected to be filed in connection with the business combination, with the Securities and Exchange Commission ("SEC"). If any of these risks materialize or if assumptions prove incorrect, actual results could differ materially from the results implied by these forward-looking statements. There may be additional risks that are not presently known to the Company or that the Company currently believes are immaterial that could also cause actual results to differ from those contained in the forward-looking statements. In addition, forward-looking statements reflect the Company's expectations, plans or forecasts of future events and views as of the date of the Pack. The Company anticipates that subsequent events and developments will cause the Company's assessments to change. However, while the Company may elect to update these forward-looking statements at some point in the future, the Company specifically disclaims any obligation to do so. These forward-looking statements should not be relied upon as representing the Company's assessments as of any date subsequent to the date of the Pack. Accordingly, undue reliance should not be placed upon the forward-looking statements.

Additional Information about the Business Combination and Where to Find It

In connection with the proposed business combination, a Form S-4 is expected to be filed by Atlas Crest with the SEC. The Form S-4 will include preliminary and definitive proxy statements to be distributed to holders of Atlas Crest's common stock in connection with Atlas Crest's solicitation for proxies for the vote by Atlas Crest's stockholders in connection with the proposed business combination and other matters as described in the Form S-4, as well as a prospectus of Atlas Crest relating to the offer of the securities to be issued in connection with the business combination. Atlas Crest urges investors, stockholders and other interested persons to read, when available, the Form S-4, including the proxy statement/prospectus incorporated by reference therein, as well as other documents filed with the SEC in connection with the proposed business combination, as these materials will contain important information about the Company, Atlas Crest, and the proposed business combination. Such persons can also read Atlas Crest's final prospectus dated October 29, 2020 (SEC File No. 333-249289), for a description of the security holdings of Atlas Crest's officers and directors and their respective interests in the consummation of the proposed business combination. After the Form S-4 has been filed and declared effective, the definitive proxy statement/prospectus will be mailed to Atlas Crest's stockholders as of a record date to be established for voting on the proposed business combination. Stockholders will also be able to obtain copies of such documents, without charge, once available, at the SEC's website at www.sec.gov, or by directing a request to: Atlas Crest Investment Corp., 399 Park Avenue, New York, NY 10022, or (212) 883-3800. These documents, once available, can also be obtained, without charge, at the SEC's web site (<http://www.sec.gov>).

Use of Projections and Description of Key Partnerships

The Pack contains projected financial information with respect to the Company, namely revenue, gross profit, operating capital expenditures, EBITDA and EBITDA margin for 2024 – 2030. Such projected financial information constitutes forward-looking information, and is for illustrative purposes only and should not be relied upon as necessarily being indicative of future results. The assumptions and estimates underlying such projected financial information are inherently uncertain and are subject to a wide variety of significant business, economic, competitive and other risks and uncertainties that could cause actual results to differ materially from those contained in the prospective financial information. See "Forward-Looking Statements" above. Actual results may differ materially from the results contemplated by the projected financial information contained in the Pack, and the inclusion of such information in the Pack should not be regarded as a representation by any person that the results reflected in such projections will be achieved. The independent registered public accounting firm of the Company has not audited, reviewed, compiled, or performed any procedures with respect to the projections for the purpose of their inclusion in the Pack, and accordingly, does not express an opinion or provide any other form of assurance with respect thereto for the purpose of the Pack. The Pack contains descriptions of certain key business partnerships of the Company. These descriptions are based on the Company's management team's discussions with such counterparties and the latest available information and estimates as of the date of the Pack. In certain cases, such descriptions are subject to negotiation and execution of definitive agreements with such counterparties which have not been completed as of the date of the Pack and, as a result, such descriptions of key business partnerships of the Company, remain subject to change.

Financial Information: Non-GAAP Financial Measures

The financial information and data contained in the Pack is unaudited and does not conform to Regulation S-X. Some of the financial information and data contained in the Pack, such as EBITDA and EBITDA margin, have not been prepared in accordance with United States generally accepted accounting principles ("GAAP"). EBITDA is defined as net earnings (loss) before interest expense, income tax expense (benefit), depreciation and amortization. The Company believes these non-GAAP measures of financial results provide useful information to management and investors regarding certain financial and business trends relating to the Company's financial condition and results of operations. The Company believes that the use of these non-GAAP financial measures provides an additional tool for investors to use in evaluating projected operating results and trends, in and in comparing the Company's financial measures with other similar companies, many of which present similar non-GAAP financial measures to investors. Management does not consider these non-GAAP measures in isolation or as an alternative to financial measures determined in accordance with GAAP. The principal limitation of these non-GAAP financial measures is that they exclude significant expenses and income that are required by GAAP to be recorded in the Company's financial statements. In addition, they are subject to inherent limitations as they reflect the exercise of judgments by management about which expenses and income are included or excluded in determining these non-GAAP financial measures. In order to compensate for these limitations, management presents non-GAAP financial measures in connection with GAAP results. The Company is not providing a reconciliation of projected EBITDA for full years 2024 – 2030 to the most directly comparable measure prepared in accordance with GAAP because the Company is unable to provide this reconciliation without unreasonable effort due to the uncertainty and inherent difficulty of predicting the occurrence, the financial impact, and the periods in which the adjustments may be recognized. For the same reasons, the Company is unable to address the probable significance of the unavailable information, which could be material to future results. In addition, all the Company's historical financial information included herein is preliminary and subject to change pending finalization of the 2020 audit of the Company in accordance with PCAOB auditing standards.

No Offer or Solicitation

The Pack does not constitute an offer to sell or the solicitation of an offer to buy any securities, or a solicitation of any vote or approval, nor shall there be any sale of securities in any jurisdiction in which such offer, solicitation or sale would be unlawful prior to registration or qualification under the securities laws of any such jurisdiction. Investment in any securities described herein has not been approved or disapproved by the SEC or any other regulatory authority nor has any authority passed upon or endorsed the merits of the offering or the accuracy or adequacy of the information contained herein. Any representation to the contrary is a criminal offense.

Trademarks

The Pack contains trademarks, service marks, trade names and copyrights of the Company and other companies, which are the property of their respective owners.

Placement Agent

Moelis & Company is acting as a placement agent and receiving a fee in connection with such role. In addition, Moelis & Company LLC will receive a business combination marketing fee upon completion of the proposed transaction. Affiliates of Moelis & Company hold interests in the securities of AC which do not have any value unless a business combination is consummated. Neither AC nor Moelis has assumed any responsibility for independently verifying such information and expressly disclaims any liability to any purchaser in connection with such information or any transaction with the Company. Neither AC nor Moelis make any representation or warranty, express or implied, or accept any responsibility or liability for the accuracy or completeness of the information contained herein or any other written or oral information that the Company makes available to any recipient. Neither AC nor Moelis makes any representation or warranty as to the achievement, reasonableness of any projections, management estimates, prospects or returns.

Aircraft depicted in this presentation have been rendered utilizing computer graphics.

ARCHER INVESTOR DECK 2021

PRIVATE AND CONFIDENTIAL 2

Certain Risks Related to Archer Aviation Inc.

All references to the "Company," "Archer," "we," "us" or "our" in this presentation refer to the business of Archer Aviation Inc. The risks presented below are certain of the general risks related to the Company's business, industry and ownership structure and are not exhaustive. The list below is qualified in its entirety by disclosures contained in future filings by the Company, or by third parties (including Atlas Crest Investment Corp.) with respect to the Company, with the United States Securities and Exchange Commission ("SEC"). These risks speak only as of the date of this presentation and we make no commitment to update such disclosure. The risks highlighted in future filings with the SEC may differ significantly from and will be more extensive than those presented below.

- In order to build a new transportation service to help people save time and money, we are analyzing live trip data to determine optimal trip locations, cost, and customer experience. Prime Radiant is Archer's data science program focused on system simulation.
- We are an early stage company with a history of losses, and expect to incur significant losses for the foreseeable future.⁽¹⁾
- We have not yet manufactured or delivered any aircraft to customers, which makes evaluating our business and future prospects difficult and increases the risk of investment.
- The United Airlines order constitutes all of the current orders for Archer aircraft. This order and our purchase agreement with United Airlines are subject to conditions, including certification of our aircraft by the Federal Aviation Authority, and further negotiation and reaching mutual agreement on certain material terms, such as aircraft specifications, warranties, usage and transfer of the Aircraft, performance guarantees, delivery periods, most favored nation provisions, the type and extent of assistance to be provided by United Airlines in obtaining certification of the aircraft, territorial restrictions, rights to jointly developed intellectual property, escalation adjustments and other matters. The obligations of United Airlines to consummate the order will arise only after all of such material terms are agreed in the discretion of each party. Further, and in addition to other termination rights set forth in the purchase agreement and the collaboration agreement, if the parties do not agree on such material terms, either party will have the right to terminate the agreements if such party determines in its discretion that it is not likely that such material terms will be agreed in a manner that is consistent with such party's business and operational interests (as those interests may change from time to time). If this order is cancelled, modified or delayed, or otherwise not consummated, or if we are otherwise unable to convert our strategic relationships or collaborations into sales revenue, Archer's prospects, results of operations, liquidity and cash flow will be materially adversely affected.
- Our operating and financial results forecast relies in large part upon assumptions and analyses that we have developed. If these assumptions or analyses prove to be incorrect, our actual operating and financial results may be significantly below our forecasts.
- The markets for our offerings are still in relatively early stages of growth, and our success in these markets is dependent upon our ability to effectively market and sell air transportation as a substitute for conventional methods of transportation and the effectiveness of our other marketing and growth strategies.
- We expect to face competition in the urban air mobility and eVTOL industries.
- Our ability to operate and sell our aircraft is subject to, among other things, our ability to obtain expected or required certifications, licenses, approvals, and authorizations from transportation authorities.
- We may not be able to achieve our expected business milestones or launch products on our anticipated timelines.
- We are substantially reliant on our relationships with our suppliers and service providers for the parts and components in our aircraft. If any of these suppliers or service partners choose to not do business with us, we would have significant difficulty in procuring and producing our aircraft, and our business prospects would be significantly harmed.
- We may not be able to successfully develop commercial-scale manufacturing capabilities internally or through partnerships.
- We may encounter obstacles outside of our control that slow market adoption of electric aircraft, such as regulatory requirements or our inability to obtain and maintain adequate facilities and Vertiport infrastructure to develop our route network in the future.
- We may not be able to attract, integrate, manage, train and retain qualified senior management personnel or other key employees.
- Our Aerial Ride Sharing Business will be concentrated in the short term in a small number of metropolitan areas and airports which makes our business particularly susceptible to natural disasters, outbreaks and pandemics, economic, social, weather, growth constraints and regulatory conditions or other circumstances affecting these metropolitan areas.
- Operation of aircraft involves a degree of inherent risk. We could suffer losses and adverse publicity stemming from any accident involving small aircraft, helicopters or lithium-ion battery cells.
- Our business may be adversely affected by labor and union activities.
- We expect that our United Airlines purchase order and that future purchase orders will be subject to indexed price escalation clauses which could subject us to losses if we have cost overruns or if increases in our costs exceed the applicable escalation rate.
- Our business will be subject to a wide variety of extensive and evolving laws and regulations, including data privacy and security laws, which may result in increases in our costs, disruptions to our operations, limits on our operating flexibility, reductions in the demand for air travel, and competitive disadvantages.
- Our success could be impacted by the inability of the parties to successfully or timely consummate the proposed business combination, including the risk that any required regulatory approvals are not obtained, are delayed, or are subject to unanticipated conditions that could adversely affect the combined company or the expected benefits of the proposed business combination or that the approval of the stockholders of Atlas Crest is not obtained.
- If the business combinations benefits do not meet the expectations of investors or securities analysts, the market price of Atlas Crest's securities or, following the closing, the combined entity's securities, may decline.
- Our business may be adversely affected if we are unable to protect our intellectual property rights from unauthorized use by third parties.
- We may need additional capital to pursue our business objectives and respond to business opportunities, challenges or unforeseen circumstances, and we cannot be sure that additional financing will be available, which could limit our ability to grow and jeopardize our ability to continue our business operations.
- We may be subject to cybersecurity risks to our various systems and software and any material failure, weakness, interruption, cyber event, incident or breach of security could prevent us from effectively operating our business.
- The dual class structure of our Common Stock has the effect of concentrating voting control with Adam Goldstein and Brett Adcock, our co-founders and co-Chief Executive Officers. This will limit or preclude your ability to influence corporate matters, including the outcome of important transactions, including a change in control.



Archer Combining with Atlas Crest in the Next Phase of its Journey

ATLAS CREST INVESTMENT CORP. ("ATLAS CREST")



KEN MOELIS

Chairman of Board of Directors



- Chairman and CEO of Moelis & Company
- Global leader in strategic advisory industry with almost 40 years of investment banking and M&A experience
- Built and managed three of the most successful financial services transformational growth stories of the past three decades at Moelis & Company, UBS, and DLJ

ATLAS CREST INVESTMENT THESIS

- Atlas Crest's mission is to partner with disruptive world-class companies undergoing transformational growth
- Urban Air Mobility will transform how people approach everyday life, work, and adventure...all while benefiting the environment
- Archer is the leader in Urban Air Mobility and beyond
 - Highly accomplished team (200+ years of eVTOL experience)
 - Leading strategic partners (United Airlines and Stellantis)
 - Unique and differentiated commercial/regulatory approach
 - Attractive channel strategy and margin profile
- Archer will provide everyone the flexibility to live farther, faster, safer, cheaper and greener



MICHAEL SPELLACY

Chief Executive Officer



- 25 years executive leadership as investor, Executive and Board / C-Suite growth advisor in technology, data and analytics, AI, and disruptive customer growth strategy
- Prominent global strategy and technology advisor to CEOs and Boards, with prior strategy and operating experience in the aerospace & defense industry
- Led multi-billion dollar P&L focused on global technology transformation and customer growth

Transaction Summary

ACHR

TRANSACTION STRUCTURE

Archer and Atlas Crest (ACIC) entered in an LOI regarding a business combination

The transaction is expected to close in Q2 2021

It is anticipated that the post-closing company, Archer, will be listed on NYSE with ticker symbol "ACHR"

2.7B

VALUATION

Transaction implies a pro forma enterprise value of approximately \$2.7 billion, 1.2x based on 2026E revenue and 4.2x based on 2026E EBITDA

Archer shareholders will rollover 100% of their equity and own ~67% of the pro forma equity; ACIC public shareholders will own ~13%; PIPE investors will own ~16%; and the ACIC founders will own ~3%⁽¹⁾

1.1B

CAPITAL STRUCTURE

The transaction will be funded by a combination of Atlas Crest cash in trust, newly issued Archer ordinary shares, and proceeds from a PIPE

Transaction expected to result in \$1.1 billion of total proceeds raised to fund growth, comprised of ~\$500 million of cash in trust and \$600 million of PIPE proceeds

The PIPE includes participation from investors including United Airlines, Stellantis and the venture arm of Exor, Baron Capital Group, the Federated Hermes Kaufmann Funds, Mubadala Capital, Putnam Investments and Access Industries

Note: Percentages may not sum to 100% due to rounding.
(1) Assumes no redemptions.

Key Investor Highlights

Designing and developing electric vertical takeoff and landing (eVTOL) aircraft for use in Urban Air Mobility

Unique technology design driving superior aircraft performance, safety, and mass manufacturing

Morgan Stanley estimates Urban Air Mobility to be up to a \$1.5 to approx \$3.0 trillion industry by 2040⁽¹⁾

\$1.0 billion in orders from United Airlines and option for additional \$500 million of aircraft⁽²⁾

Highly experienced team with over 200 years of combined eVTOL development experience

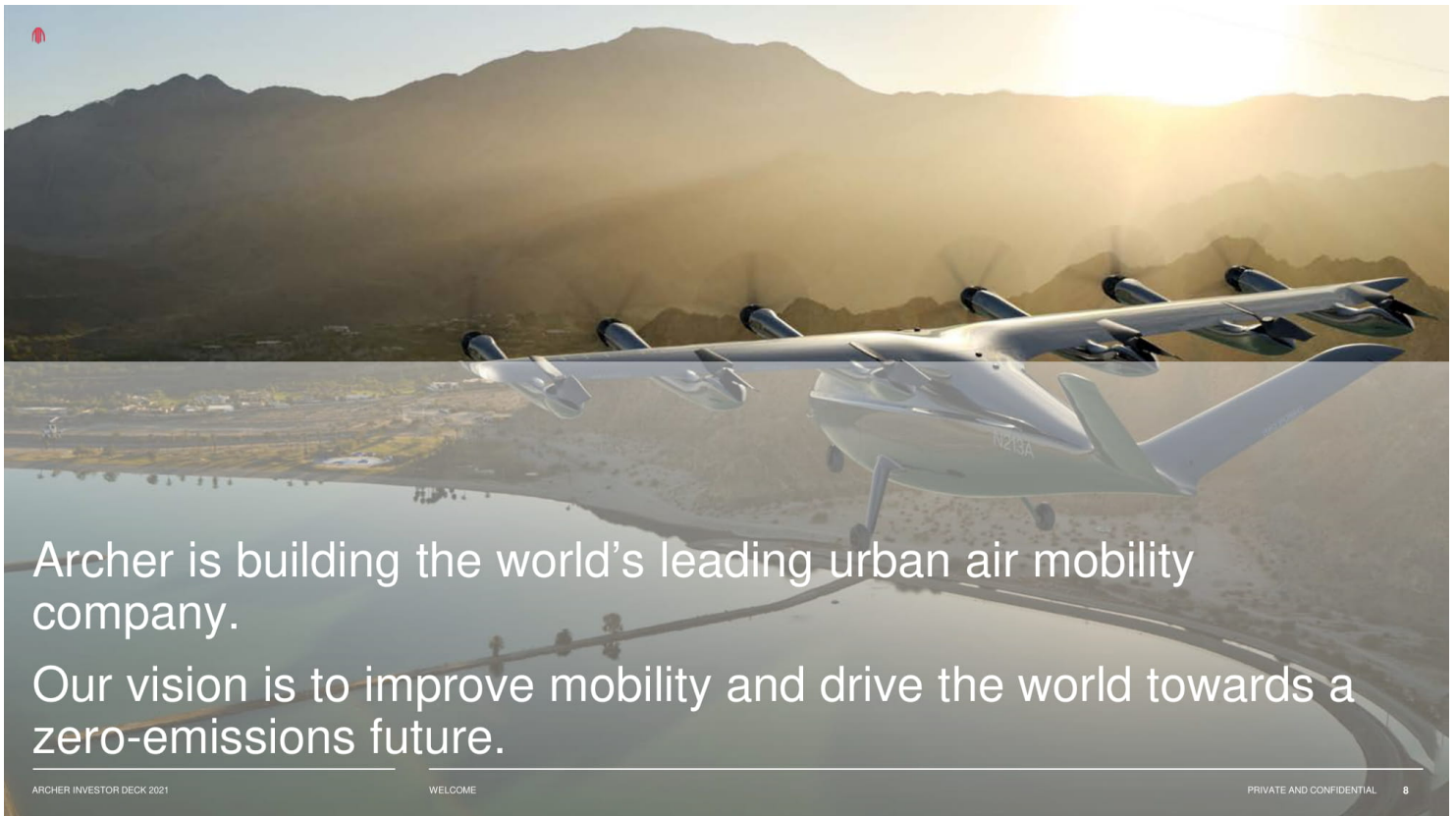
Strategic Collaboration Agreement with Stellantis, the 4th largest automotive manufacturer in the world by volume with expertise in high-volume composites



(1) Morgan Stanley Research, Flying Cars: Investment Implications of Autonomous Urban Air Mobility, dated December 2, 2018.

(2) For details, please refer to the 8-K filing filed with the SEC on 2/10/21.





Archer is building the world's leading urban air mobility company.
Our vision is to improve mobility and drive the world towards a zero-emissions future.

KEN MOELIS

MARC LORE

ADAM GOLDSTEIN

BRETT ADCKOCK

VISIONARY ENTREPRENEURS & INVESTORS BACKING ARCHER

Ken Moelis
Biggest deal maker of our time: Founder of Moelis & Company (advised on \$3.6 trillion of transactions since 2007)

Marc Lore
First & largest Archer investor. Founder of Jet.com (acquired by Walmart for \$3.3bn). Founder of Quidsi.com (acquired by Amazon for \$500mn)

Adam Goldstein & Brett Adcock
Co-Founders, Co-CEOs of Archer

ARCHER INVESTOR DECK 2021 WELCOME PRIVATE AND CONFIDENTIAL 9



Proven and Experienced Team



BRETT ADCOCK
Co-Founder, Co-CEO
Previously Co-Founder at Vetterly



ADAM GOLDSTEIN
Co-Founder, Co-CEO
Previously Co-Founder at Vetterly



TOM MUNIZ
VP of Engineering
Previously VP of Engineering at Wisk



DONALD STEWART
Interim CFO
Previously VP of Finance at Wisk



GEOFF BOWER
Chief Engineer
Previously Chief Engineer at Airbus Vahana



ERIC WRIGHT
Head of Certification
Previously Head of Certification at Piper



JULIEN MONTOUSSE
Head of Design
Previously Head of Design at Mazda



LOUISE BRISTOW
Snr Director of Marketing
Previously Global Marketing Manager at Tesla



\$1.5+ Trillion Total Addressable Market

- Represents one of the largest potential global markets
- Underlying secular drivers include:
 - Unprecedented traffic congestion
 - Improvements in electric power systems
 - A growing need for a zero-emissions future

SHARED MOBILITY	\$ 674 B
AIRLINES	\$ 177 B
CARGO	\$ 413 B
MILITARY & DEFENSE	\$ 12 B
KEY ACCELERANTS ⁽¹⁾	\$ 198 B
ANNUAL TAM	\$1.5 TRILLION
UPSIDE TAM	\$3.0 TRILLION

Source: Morgan Stanley Research, Flying Car Disruptor Series Update, October 2020.
 (1) Includes batteries, hardware, communications equipment, and software.



Strategic and Commercial Partnerships



PARTNERSHIP

- Orders worth \$1.0 billion plus option for additional \$500 million of aircraft
- Represents largest eVTOL purchase in history⁽¹⁾
- Key equity holder and strategic partner
- Delivery of aircraft starting in 2024

- Strategic Automotive OEM partner with a multi-year Collaboration Agreement
- Fiat Chrysler Automobiles N.V. and Peugeot S.A. recently merged to become Stellantis, the 4th largest automotive manufacturer in the world by volume
- Benefit from OEM global footprint and economies of scale

STRATEGIC BENEFITS

- Strategic cooperation around FAA certification, airline flight connections, pilot and maintenance crew training
- Support for Archer's go-to-market strategy for city launches and airport connections

- Partnership focused on high-volume composite manufacturing and access to low-cost automotive grade supply chain
- Supporting Archer on composite materials, NVH design, and access to the Stellantis supply chain with a focus on reducing component costs with an immediate focus on battery materials

⁽¹⁾ Based on publicly available information.

ELITE ENGINEERING TEAM WITH 200 YEARS OF eVTOL EXPERIENCE



TOM MUNIZ
VP of Engineering



GEOFF BOWER
Chief Engineer

In addition, we've added Commercial Aerospace



ALAN
Flight Controls Lead



NANSI
Flight Control Laws



JING
Power Electronics Engineer



PIETER
Mechanical Engineer



SONJA
Embedded Software



NATHAN
Product Lifecycle Lead



DEJA
Senior Staff Engineer



ANDREW
Wire Harness Engineer



SCOTT
Chief Avionics Architect



DIEDERIK
Electric Propulsion



DONALD
Interim CFO



KEVIN
Systems Test Engineer



JOHNNY
Hardware Lead



ALLEN
Embedded SW & Drivers



MELANIE
Mechanical Engineer



RANJEET
Wire Harness Specialist



DAMIEN
Avionics Lead



KEVIN
DevOps Engineer



MATT
Flight Test Lead



SID
HL Simulation



NATE
Flight Controls



NORIO
Subscale Flight Test



DARIO
Mid-Fi Analysis



GIOVANNI
Aerodynamics Lead



ILYA
Embedded Software



JENNER
Flight Software Simulation



ALFONSO
Flight Control Laws



NIHAR
Flight Software Simulation



PETER
System Identification



ERIC
Certification Lead



VICENTE
System Safety Engineer



FELISA
Lead Systems Engineer



JOE
Structures Lead



JESSE
Sr. System Safety Engineer





\$3.30/MI
Affordable costs per passenger mile, comparable to a UberX

60 MILES, 150MPH
Enabling trips that are 10x faster than a car

45 DB
Maker will cruise at 2,000 ft and 100x quieter than a helicopter

0 EMISSIONS
Helping to drive the world towards a zero-emissions future

MAKER

ARCHER INVESTOR DECK 2021 2 MAKER PRIVATE AND CONFIDENTIAL 15



ARCHER INVESTOR DECK 2021

2 MAKER


PRIVATE AND CONFIDENTIAL 16



ARCHER INVESTOR DECK 2021

2 MAKER

PRIVATE AND CONFIDENTIAL 17



ARCHER INVESTOR DECK 2021

2 MAKER

PRIVATE AND CONFIDENTIAL 18



3 Business Model

Business Model Designed to Take Advantage of a Massive TAM

We have two potential unique revenue streams which feed each other and catalyze the full ecosystem:

- Archer Direct - Aircraft OEM Business
- Archer UAM - Aerial Ride Sharing Business





Archer Direct – Aircraft OEM Business

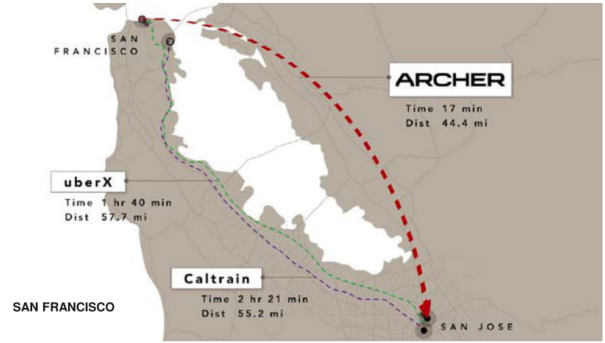
- Archer's goal is to build the next great U.S. based aerospace manufacturer
- Archer is the only eVTOL company in the world with a contract from a major airline, which will help finance and accelerate Archer's expansion into Urban Air Mobility
- Option to further diversify into cargo and Department of Defense (DoD)





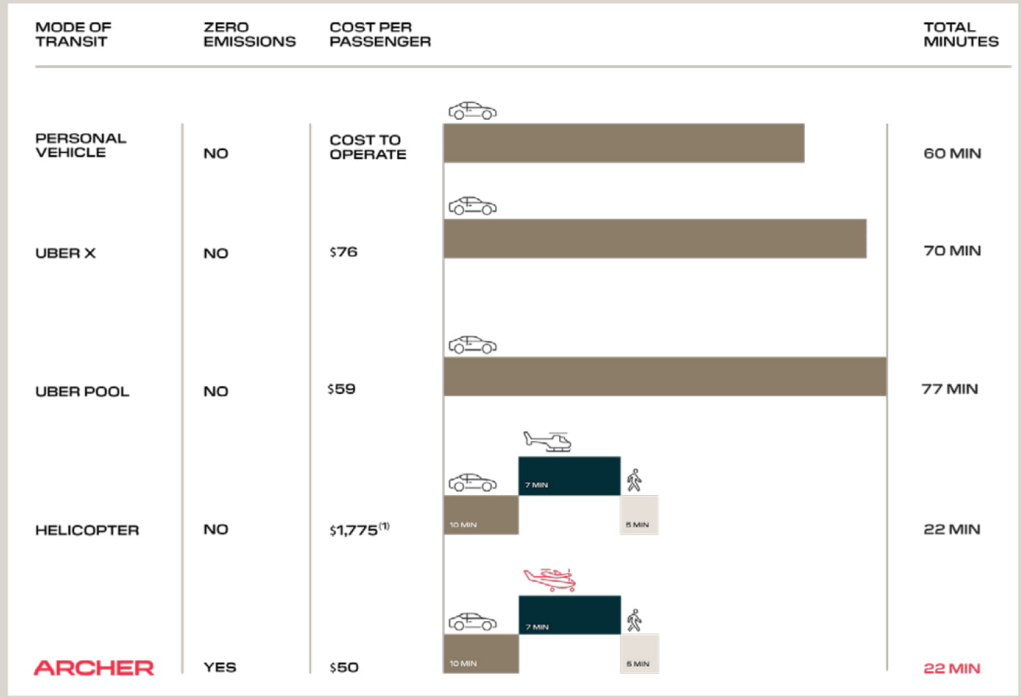
Archer UAM – Aerial Ride Sharing Business

- Currently UAM includes moving people less than 100 miles in city centers and beyond
- Early launch markets will focus on highly congested cities such as Los Angeles, Dallas-Fort Worth, and Orlando
- The first phase of UAM go to market is expected to rely on existing and retrofitted infrastructure
- As UAM scales, Archer expects to work with aligned development partners to build high throughput vertiports that can accommodate hundreds of take-offs and landings per hour



Note: Time calculations assume only flight time, and an average speed of 150 mph.

Manhattan to JFK Transportation Alternatives



(1) Pulled from Blade.com Website 1/22/21, NYC to JFK



eVTOL can generate 18x more revenue than a ride sharing car

- Cost-efficient solution for the masses
- Faster and more convenient than terrestrial transportation
- Highways in the sky require minimal new infrastructure during operation

ECONOMICS COMPARISON	RIDE SHARE CAR ⁽¹⁾	ARCHER EVTOL ESTIMATES ⁽²⁾
AVERAGE TRIP DISTANCE	25 MILES	25 MILES
AVERAGE SPEED	25 MPH	150 MPH
COST	\$1.50 / MILE	\$3.30 / SEAT-MILE
AVERAGE TIME / TRIP	60 MINS	12 MINS
TRIPS PER DAY	10	25
DAYS WORKED	365 / YEAR	365 / YEAR
REVENUE / YEAR	\$136,900	\$2,400,000

Note: Metrics in table compares a 25-mile ride share car ride home to the suburbs from the city to an eVTOL making the same 25-mile trip.
 (1) Illustrative example.
 (2) Management Projections.



Urban Air Mobility is Projected to be a Highly Profitable and Enormous Market

- In order to drive profitability, Archer plans to operate its fleet of vehicles for Urban Air Mobility
- Direct operating costs will decline over time through scale manufacturing, battery energy density improvements, and autonomy
- Over the life of the aircraft, we believe the Urban Air Mobility business will be 3x more profitable than direct OEM sales

ANTICIPATED ANNUAL UNIT ECONOMICS PER RIDESHARE VEHICLE

2.4M^{\$} Revenue

1.4M^{\$} Direct & Indirect Operating Cost

1.1M^{\$} Operating Income



Timeline

2018-2020

2021-2024

2024-2027


2027-2030

Built world class team

Built world class team with combined 200 years of eVTOL experience

Unique technology design driving superior aircraft performance, safety and mass manufacturing

Working with the FAA towards a Type Certificate in 2024



ARCHER INVESTOR DECK 2021

Product and go to market focus

Booked >\$1 billion in orders

Demonstrate Maker's ability to be the highest performance and safest eVTOL

Approve Department of Defense airworthiness certificate

Continue to secure future aircraft sales orders

Receive type certification from FAA for Archer's conforming aircraft in 2024



3 BUSINESS MODEL

Mass manufacturing ramp

Delivering aircraft to partners and launching aerial ride sharing business in U.S. cities

High volume composite manufacturing to tackle large total addressable market

Gearing up for full scale autonomy certification and operations

Get to free cash flow breakeven in Q4 2025



Globally scaled operations

Launch fully autonomous capabilities to increase safety, reduce costs, and scale faster

Prepare for launch in Europe, Middle East, and Asia

Help drive the world to a zero-emissions future



PRIVATE AND CONFIDENTIAL 26



ARCHER IS POSITIONED TO WIN

	ARCHER	JOBY AVIATION	wisk	LILIUM	VOLOCOPTER	EHANG
CERTIFICATION	U.S. FAA	U.S. FAA	NEW ZEALAND CAA ⁽¹⁾	EUROPE EASA	EUROPE EASA	CHINA CAA
PASSENGERS/VEHICLE	4	4	2	4	1	2
PILOTED VS AUTONOMY ⁽¹⁾	PILOTED	PILOTED	AUTONOMOUS	PILOTED	PILOTED	AUTONOMOUS
END MARKET	URBAN AIR MOBILITY	URBAN AIR MOBILITY	URBAN AIR MOBILITY	REGIONAL FLIGHTS	SHORT DISTANCE & TOURISM	SHORT DISTANCE & TOURISM
MASS MANUFACTURING DESIGN COMPLEXITY	EASY	COMPLEX	EASY	COMPLEX	EASY	EASY
KEY PARTNERSHIPS	UNITED STELLARIS	TOYOTA	BOEING	NONE	DAIMLER	NONE
CONTRACTED ORDER BOOK ⁽²⁾	UNITED	NONE	NONE	NONE	NONE	NONE
BATTERY ENERGY ADVANCEMENT NEEDED	NO	NO	NO	YES	YES	YES
SPEED/DISTANCE ⁽³⁾	HIGH	HIGH	MEDIUM	LOW	LOW	LOW


(1) No Certification framework for commercial autonomous passenger carrying vehicles in the U.S.

(2) Based on publicly available information as of 2/8/21.

(3) Assumption using today's batteries (250 wh/kg of specific cell energy)



Engineering & Design Team



TOM MUNIZ
VP, Engineering



GEOFF BOWER
Chief Engineer



Ben
Aeroacoustics Lead



Scott
Chief Avionics Architect



Johnny
Hardware Lead



Julien
Design Lead



Joe
Structures Lead



Giovanni
Aerodynamics Lead



Damien
Avionics Lead



Matt
Flight Test Lead



Felisa
Systems Engineer Lead



Jon
Simulation Lead



Alan
Flight Controls Lead



Diederik
Electric Propulsion Lead



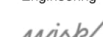
Eric
Certification Lead




Jesse
Safety Engineer Lead



Sonja
Embedded Engineering



Technology driving high performance, safety, and mass manufacturing



1

KEY ENABLING TECHNOLOGIES

Vertical integration on key areas including Aircraft Design, Electric Powertrain, Avionics, and Flight Control Software

2

SYSTEM SIMULATION

Big data optimization driving vehicle performance decisions and infrastructure needs to service the UAM platform

3

MASS MANUFACTURING

From day one the aircraft was built for mass manufacturing

Stellantis partnership driving key materials selection, lowest cost supplier, and factory automation

Note: Image represented Maker propeller simulation through Computational Fluid Dynamics.



KEY ENABLING TECHNOLOGIES

Aircraft Design



12 motors and propellers provide lift for takeoff and landing with high redundancy and high safety with no single point of failure

Custom-designed, high-aspect ratio wing generates lift in cruise for energy efficiency, low noise, high speeds, and long range

Aircraft is designed to be 100x quieter than a helicopter flying at 2,000 feet above ground level

Lightweight carbon fiber composite airframe allows for high performance

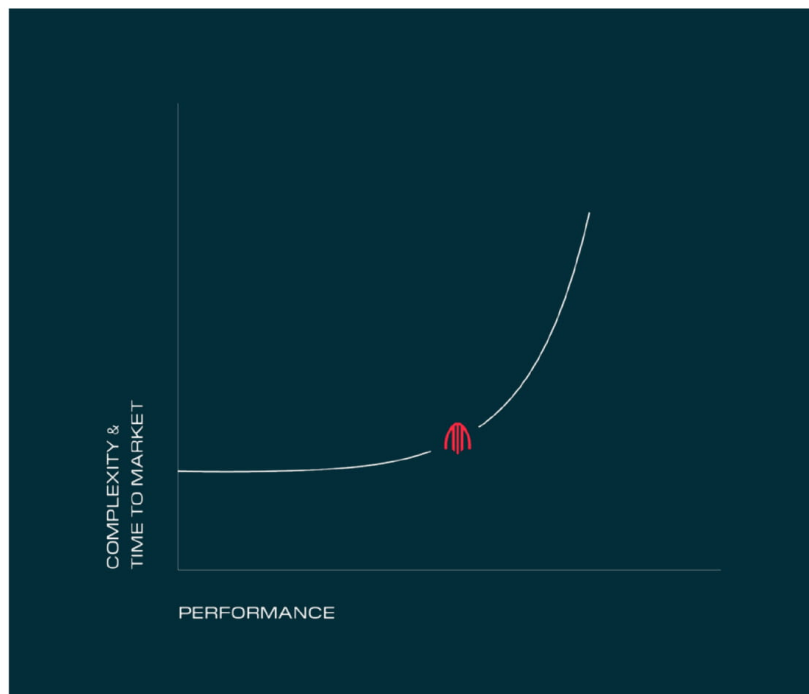
Aircraft Design Enables Low Cost, Low Noise, with the Safety of Commercial Airliners

ARCHER INVESTOR DECK 2021 4 TECHNOLOGY | AIRCRAFT DESIGN PRIVATE AND CONFIDENTIAL 32



Designed for Mass Manufacturing

- Since day one, Archer has designed its aircraft for rapid certification and ease of mass manufacturing
- Strike the right balance between performance and complexity
- Vertically integrate key enabling technologies (aircraft configuration, electric powertrain, flight control software)
- Leverage existing commercial supply chain where possible to accelerate time to market





Designed for Certification from Day One

- Archer is certifying in the U.S. with the Federal Aviation Administration (FAA)
- Started the FAA certification process in 2020 and approved by the FAA intake board
- Archer and the FAA are working towards a Type Certificate in 2024
- Archer's certification program is led by Eric Wright who previously spent 9 years as head of certification for Piper Aircraft and before that worked at the FAA. Eric was first in the world to certify and operationally approve an autonomous landing software system with the FAA called Emergency Autoland



Eric Wright
Certification Lead
Previously, Head of Certification at Piper Aircraft





KEY ENABLING TECHNOLOGIES

Electric Powertrain



Vertically Integrated Battery for Maximum Performance and Safety

MERU

The Meru battery is a lithium-ion based system that powers the Maker aircraft. The batteries began flight worthiness testing in 2021. The Meru battery system is designed to scale to Archer's future needs.

ENERGY	74 kWh
MAX POWER	672 kW
CELL VOLTAGE	2.9V - 4.4V



HIGH PERFORMANCE

Optimal balance of high power and high energy for maximum range

Advanced thermal management system enables fast charging and extended cycle life

HIGH SAFETY AND RELIABILITY

No catastrophic single points of failure

Designed to meet aerospace certification standards (RTCA DO-311A)

BEST ECONOMICS

Built around commercially available lithium-ion cells for high reliability and low cost

Fast charge enables high aircraft utilization

Designed for easy maintenance and replacement



Redundant High Voltage System Designed for Highest Level of Safety

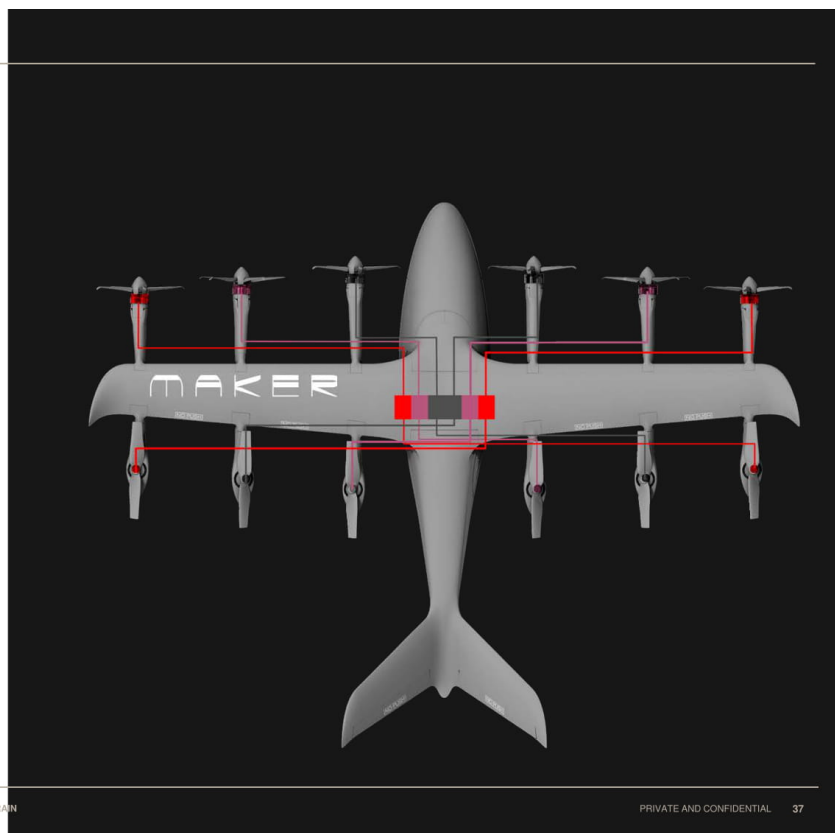
System is designed to allow for highest level of passenger safety

Proprietary electrical architecture provides both high safety and high performance

Six independent batteries, each powering two motors (one forward and one aft)

Passive detachable bus allows for current sharing across busses in normal operation without introducing a single point of failure

Technology is covered with multiple patent applications.





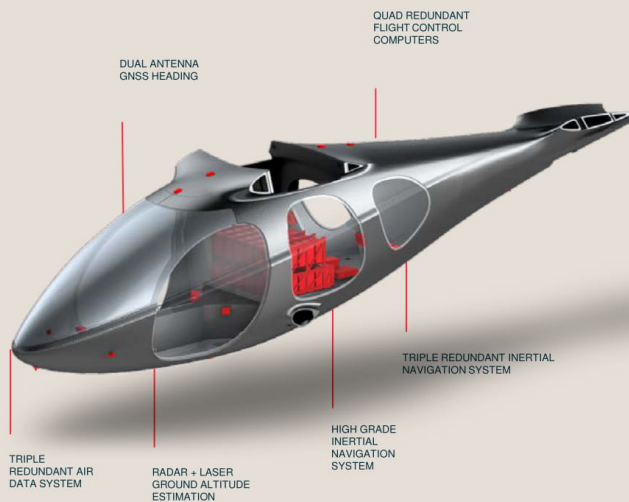
KEY ENABLING TECHNOLOGIES

Avionics And Flight Control Software



Avionics and Flight Control Software

- Proprietary flight control software safely and efficiently controls the aircraft and provides:
 - Autopilot for low pilot workload
 - Envelope Protection
- Commercial-off-the-shelf avionics enable high safety and fast certification path
- Robust sensors build the foundation for future autonomy





Autonomy

In the future, we expect autonomous aircrafts will allow Archer to realize higher scale and growth

REVENUE GROWTH

No pilot or operator frees up payload and space for an additional passenger

REDUCED COSTS

No pilot means reduced operating costs

INCREASED SAFETY

Increase safety by significantly reducing human errors and increasing predictability

2021-2023

2024-2026

2027

2028

MAKER FLIGHT TESTS

Autonomous flights allow Archer to advance autonomy roadmap

CERTIFIED PILOTED

Piloted aircraft operations and large scale data collection

DIRECTLY SUPERVISED

Begin operations of aircraft fitted with autonomy suite, flights are supervised by on-board pilot

REMOTELY SUPERVISED

FAA authorization to operate without on-board pilot, operations begin of remotely supervised aircraft



System Simulation



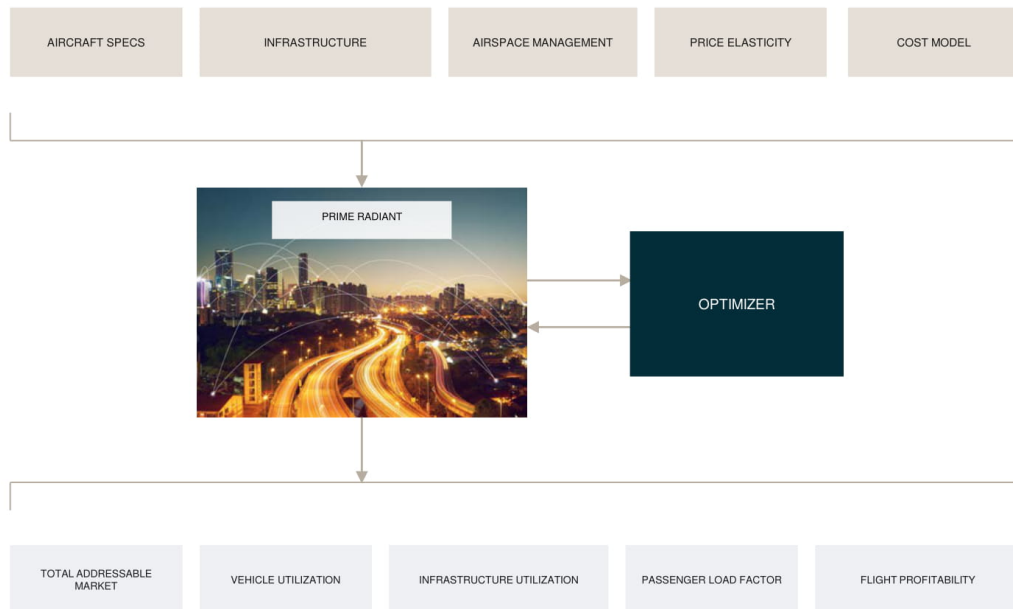
Prime Radiant

Archer's System Simulation

- In order to build a new transportation service to help people save time and money, we are analyzing live trip data to determine optimal trip locations, cost, and customer experience. Prime Radiant is Archer's data science program focused on system simulation.
- Detailed modeling of the future network enables optimization of Archer's product and business strategy:
 - Aircraft specifications required for a mass market transportation solution (aircraft range, passenger payload)
 - Operations across various cities (charge rate, weather capabilities)
 - Landing and takeoff infrastructure location, size, and throughput
 - Market size and profitability



Jon Peterson
Simulation Lead
Previously Simulation Lead at Uber Elevate





Mass Manufacturing



Designed for Mass Manufacturing



2021 - 2026
**STANDARD AEROSPACE
MANUFACTURING**

200 - 1,000 aircraft/year

- Archer opening up manufacturing facility in 2022
- Leveraging proven aerospace manufacturing techniques
- Planning for high volume composite manufacturing



2026+
**HIGH VOLUME
MANUFACTURING**

>5,000 aircraft/year

- OEM agreement with Stellantis focused on exploring materials and processes for high volume composite manufacturing
- Leverage automotive industry expertise
- Advanced composite materials and processes: thermoplastics and snap-cure thermosets plus compression molding enable high rate production



5 Financial Summary



Use of Proceeds Tailored Towards Growth and Scale

Continued build out and scaling of best-in-class organization

Aircraft certification

Further development of core technology (batteries, motors, software, noise)

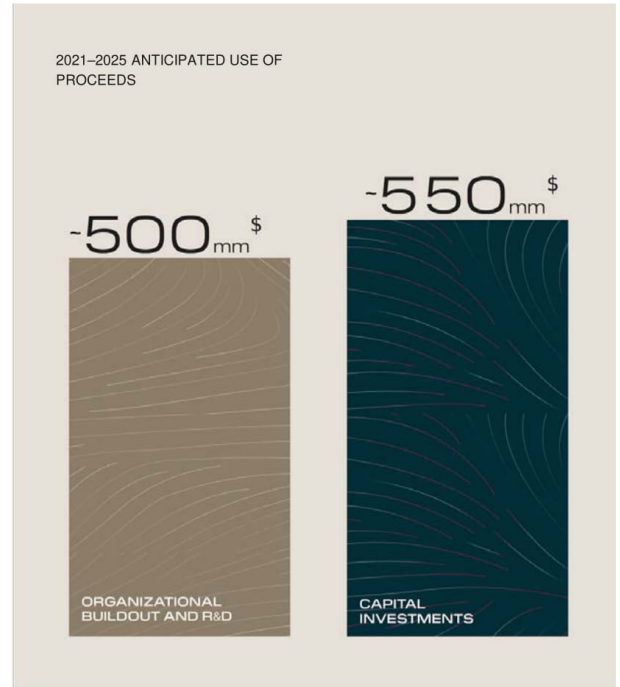
Enhancements to aircraft autonomy technology platform

KEY GROWTH INITIATIVES

- Vertical integration of core enabling tech: batteries and motors
- Build out of production manufacturing and testing facilities

IN-HOUSE COMPONENT MANUFACTURING

- Focused on value add components and technology
- Development of next generation manufacturing processes for future cost reduction and increased production volume





Attractive Long Term Financial Model

- Robust growth profile
- 2026E Revenue represents less than 0.15% of TAM
- Attractive EBITDA margins with diversified segments
- Autonomy may further increase margins over time
- Cash flow breakeven in Q4 2025
- Business model with initial OEM sales optimizes capital efficiency

\$ in millions	2024E	2025E	2026E	2027E	2028E	2029E	2030E
TOTAL AIRCRAFT PRODUCTION	10	250	500	650	800	1,400	2,300
REVENUE	\$42	\$1,044	\$2,230	\$3,444	\$4,709	\$7,523	\$12,335
GROWTH %	NM	2,375%	114%	54%	37%	60%	64%
EBITDA	(\$147)	\$255	\$647	\$1,092	\$1,551	\$2,609	\$4,520
EBITDA MARGIN %	NM	24%	29%	32%	33%	35%	37%
LESS: CAPEX	(58)	(265)	(490)	(592)	(667)	(1,312)	(1,745)
FREE CASH FLOW	(\$205)	(\$10)	\$157	\$500	\$884	\$1,297	\$2,775

(1) Based on midpoint of \$1.5 trillion base – \$3.0 trillion upside global 2040 TAM.



Future Revenue Opportunities

(not included in forecasts)

CARGO

- OEM sales to the cargo and logistics industry
- Potential partnerships with global logistics and retail companies

MILITARY

- Department of Defense OEM sales
- Vehicles used for passive, high-risk flight missions that favor lower cost operations

EMERGENCY SERVICES

- Supplement the emergency services market
- Fills the need for emergency transports in highly populated city centers

REGIONAL EXPANSION

- Regional travel that would otherwise not be possible due to time and cost constraints
- Global regional expansion targeting urban epicenters in Asia, India, and the Middle East

BUSINESS CHARTERS

- Additional Urban Air Mobility sales through business travel programs



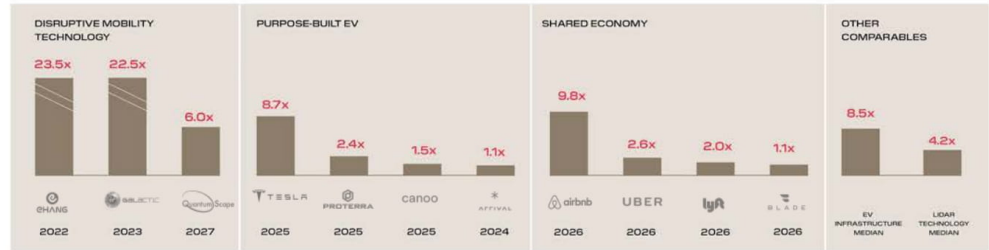
ENTERPRISE VALUE BENCHMARKING

BASED ON \$2.78B
EV PRO FORMA

VALUATION
YEAR



EV / REVENUE (1)(2)(3)(4)(5)



VALUATION
YEAR



EV / EBITDA (1)(2)(3)(4)(5)



Source: Investor presentations, press releases, FactSet, CapIQ as of 2/8/2021.

- (1) Financial projections are based on investor presentations filed with the SEC; Market data based on current SPAC share value applied to pro forma shares outstanding and capitalization.
- (2) Financial projections are based on median analyst estimates from FactSet.
- (3) Valuation year indicates year of FactSet consensus estimates used in multiple, which is 2026 or furthest available year.
- (4) EV Infrastructure represents the median value of Blink Charging (NA), ChargePoint (2026), EVBox (2023), and EVGO (2026). EVBox EV / EBITDA multiple not material therefore not included in median value.
- (5) LDAR Technology represents the median value of Aeva (2025), Innoviz (2025), Luminar (2025), Ouster (2025), and Velodyne (2024).

6 Transaction Overview

ARCHER INVESTOR DECK 2021

PRIVATE AND CONFIDENTIAL 50



Transaction Overview

PRO FORMA VALUATION

\$ IN MILLIONS, EXCEPT PER SHARE VALUES

ACIC SHARE PRICE	\$10
PRO FORMA SHARES OUTSTANDING (MM) ⁽²⁾	375
PRO FORMA EQUITY VALUE	\$3,750
PLUS: DEBT	—
LESS: CASH	(1,037)
PRO FORMA ENTERPRISE VALUE	\$2,713

(1) Assumes no redemptions from SPAC public stockholders and excludes potential dilution from warrants. Assumes new shares are issued at price of \$10.00.

(2) Pro forma share count includes 252.5M existing Archer shares, 50.0M Atlas Crest public common shares, 60.0M shares from PIPE, and 12.5M Class B Founder's shares. Excludes potential incremental shares from Atlas Crest warrants, management incentive shares that exist or may be awarded, and out-of-the-money options.

(3) Inclusive of deferred underwriting commission to SPAC underwriters, legal, PIPE, and other fees.

ARCHER INVESTOR DECK 2021

6 TRANSACTION OVERVIEW

PRIVATE AND CONFIDENTIAL 51

SOURCES AND USES ⁽¹⁾

\$ IN MILLIONS

SOURCES OF CAPITAL

ARCHER SHAREHOLDER'S EQUITY & ACIC SPONSOR EQUITY	\$2,650
ATLAS CREST CASH IN TRUST	500
PIPE	600
TOTAL SOURCES	\$3,750

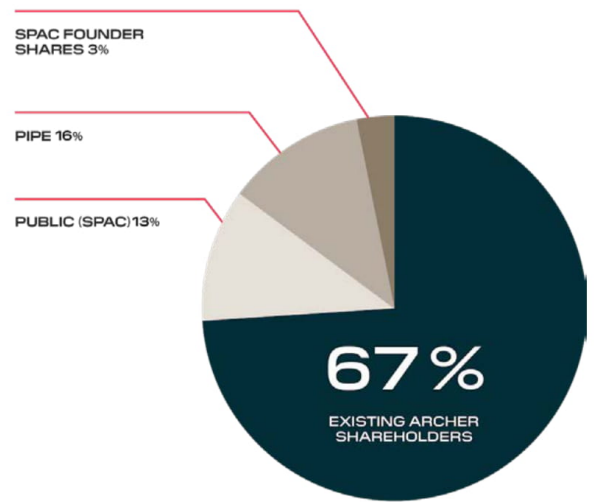
USES OF CAPITAL

ARCHER SHAREHOLDER'S EQUITY & ACIC SPONSOR EQUITY	\$2,650
CASH TO ARCHER BALANCE SHEET	1,037
EST. TRANSACTION EXPENSES ⁽³⁾	63
TOTAL USES	\$3,750

Transaction Overview

- Pro forma enterprise value of approximately \$2.7 billion
- The transaction will be funded by a combination of ~\$500 million of cash and proceeds from a \$600 million PIPE:
 - The PIPE includes participation from leading strategic and long-term financial investors including United Airlines, Stellantis and the venture arm of Exor, Baron Capital Group, the Federated Hermes Kaufmann Funds, Mubadala Capital, Putnam Investments and Access Industries. Additionally Ken Moelis and affiliates, along with Marc Lore, are investing \$30 million in the PIPE
- 100% rollover by existing Archer shareholders
- ~\$1.05 billion of pro forma cash held on balance sheet
- Completion of transaction is expected by Q2 2021

PRO FORMA OWNERSHIP ^{(1) (2)}



Note: Note: Percentages may not sum to 100% due to rounding.
 (1) Assumes no redemptions from SPAC public stockholders and excludes potential dilution from warrants.
 (2) Pro forma share count includes 252.5M existing Archer shares, 50.0M Atlas Crest public common shares, 60.0M shares from PIPE, and 12.5M Class B Founder's shares. Excludes potential incremental shares from Atlas Crest warrants, management incentive shares that exist or may be awarded, and out-of-the-money options.



Thank you

ARCHER AVIATION INC.

ARCHER.COM

PALO ALTO, CALIFORNIA
1880 Embarcadero Rd
Palo Alto, CA 94303