



Investor Presentation

.....

March 2021



Disclaimer

This presentation (this "Presentation") is provided for informational purposes only and has been prepared to assist interested parties in making their own evaluation with respect to a potential business combination between Cerberus Telecom Acquisition Corp. ("CTAC") and KORE Wireless ("KORE" or the "Company") (the "Proposed Transaction") and for no other purpose. No representations or warranties, express or implied are given in, or in respect of, this Presentation. To the fullest extent permitted by law in no circumstances will CTAC, KORE or any of their respective subsidiaries, shareholders or affiliates, or any of their respective partners, directors, officers, employees, advisers, consultants, agents or other representatives (collectively, "Representatives") be responsible or liable for any direct, indirect, consequential or other loss or loss of profit arising from the provision or use of this Presentation, its contents, its omissions, reliance on the information contained within it, or on opinions communicated in relation thereto or otherwise arising in connection therewith. Industry and market data used in this Presentation have been obtained from third-party industry publications and sources as well as from research reports prepared for other purposes. None of CTAC, KORE nor any of their respective Representatives has independently verified the data obtained from these sources and cannot assure you of the data's accuracy or completeness. This data is subject to change. In furnishing this Presentation each of CTAC, KORE, and their respective Representatives expressly disclaims any obligation to update any information contained herein or to correct any omissions, inaccuracies, or errors. In addition, this Presentation does not purport to be all-inclusive or to contain all of the information that may be required to make a full or complete analysis of KORE or the Proposed Transaction. Viewers of this Presentation should each make their own independent evaluation of KORE and of the relevance and adequacy of the information and should make such other investigations as they deem necessary.

Forward-Looking Statements

This Presentation includes certain statements that are not historical facts but are forward-looking statements for purposes of the safe harbor provisions under the United States Private Securities Litigation Reform Act of 1995. Forward-looking statements generally are accompanied by words such as "believe," "may," "will," "estimate," "continue," "anticipate," "intend," "expect," "should," "would," "plan," "predict," "potential," "seem," "seek," "future," "outlook," and similar expressions that predict or indicate future events or trends or that are not statements of historical matters. These forward-looking statements include, but are not limited to, statements regarding estimates and forecasts of revenue and other financial and performance metrics and projections of market opportunity and expectations. These statements are based on various assumptions and on the current expectations of CTAC or the Company's management, as applicable as projected revenue and Adjusted EBITDA (as defined herein) are not predictions of actual performance. These forward-looking statements are provided for illustrative purposes only and are not intended to serve as, and must not be relied on by any investor or other person as, a guarantee, an assurance, a prediction or a definitive statement of fact or probability. Actual events and circumstances are difficult or impossible to predict and will differ from assumptions. Many actual events and circumstances are beyond the control of CTAC and/or the Company. These forward-looking statements are subject to a number of risks and uncertainties, including general economic, financial, legal, political and business conditions and changes in domestic and foreign markets; the potential effects of COVID-19; risks related to the rollout of the Company's business and the timing of expected business milestones; changes in the assumptions underlying the Company's expectations regarding its future business; the effects of competition on the Company's future business; and the outcome of judicial proceedings to which the Company is, or may become a party. If the risks materialize or assumptions prove incorrect, actual results could differ materially from the results implied by these forward-looking statements. There may be additional risks that the Company presently does not know or that the Company currently believes are immaterial that could also cause actual results to differ materially from those contained in the forward-looking statements. In addition, forward-looking statements reflect the Company's expectations, plans or forecasts of future events and views as of the date of this Presentation. The Company and CTAC anticipate that subsequent events and developments will cause these assessments to change. However, while the Company and/or CTAC may elect to update these forward-looking statements at some point in the future, each of the Company and CTAC specifically disclaims any obligation to do so. These forward-looking statements should not be relied upon as representing the Company's assessments as of any date subsequent to the date of this Presentation. Accordingly, undue reliance should not be placed upon the forward-looking statements.

Use of Projections

This Presentation contains projected financial information with respect to KORE. Such projected financial information constitutes forward-looking information, and is for illustrative purposes only and should not be relied upon as necessarily being indicative of future results. The Company's independent auditors have not audited, reviewed, compiled or performed any procedures with respect to the projections for the purpose of their inclusion in this Presentation, and accordingly, they did not express an opinion or provide any other form of assurance with respect thereto for the purpose of this Presentation. The assumptions and estimates underlying such financial forecast information are inherently uncertain and are subject to a wide variety of significant business, economic, competitive and other risks and uncertainties. See "Forward-Looking Statements" above. Actual results may differ materially from the results contemplated by the financial forecast information contained in this Presentation, and the inclusion of such information in this Presentation is not intended, and should not be regarded, as a representation by any person that the results reflected in such forecasts will be achieved.

No Offer or Solicitation

This Presentation is not intended to, and shall not constitute (i) a solicitation of a proxy, consent or authorization with respect to any securities or in respect of the Proposed Transaction or (ii) an offer to sell or the solicitation of an offer to buy or a recommendation to purchase any security of CTAC, the Company or any of their respective affiliates, nor shall there be any sale of securities in any jurisdiction in which such offer, solicitation or sale would be unlawful prior to registration or qualification under the securities laws of any such jurisdiction. No offering of securities shall be made except by means of a prospectus meeting the requirements of Section 10 of the Securities Act or in reliance on an exemption from the registration requirements of the Securities Act. You should not construe the contents of this Presentation as legal, tax, accounting or investment advice or a recommendation. You should consult your own counsel and tax and financial advisors as to legal, financial, and related matters concerning the matters described herein, and, by accepting this Presentation, you confirm that you are not relying upon the information contained herein to make any decision.

Disclaimer (Cont'd)

Non-GAAP Financial Measures

This Presentation includes certain financial measures not presented in accordance with generally accepted accounting principles ("GAAP") including, but not limited to EBITDA, Adjusted EBITDA and certain ratios and other metrics derived therefrom. These non-GAAP financial measures are not measures of financial performance in accordance with GAAP and may exclude items that are significant in understanding and assessing the Company's financial results. Therefore, these measures should not be considered in isolation or as an alternative to net income, cash flows from operations or other measures of profitability, liquidity or performance under GAAP. You should be aware that the Company's Presentation of these measures may not be comparable to similarly-titled measures used by other companies. The Company believes these non-GAAP measures of financial results provide useful information to management and investors regarding certain financial and business trends relating to the Company's financial condition and results of operations. The Company believes that the use of these non-GAAP financial measures provides an additional tool for investors to use in evaluating ongoing operating results and trends in the Company, and in comparing the Company's financial measures with those of other similar companies, many of which present similar non-GAAP financial measures to investors. These non-GAAP financial measures are subject to inherent limitations as they reflect the exercise of judgments by management about which expense and income are excluded or included in determining these non-GAAP financial measures. Please refer to footnotes where presented on each page of this Presentation or to the tables therein for a reconciliation of these measures to what the Company believes are the most directly comparable measure evaluated in accordance with GAAP. This Presentation also includes certain projections of non-GAAP financial measures. The Company does not provide reconciliations of EBITDA, Adjusted EBITDA, or Adjusted EBITDA margin to net income on a forward-looking basis because the Company is unable to forecast the amount or significance of certain items required to develop meaningful comparable GAAP financial measures without unreasonable efforts. These items include gains or losses on sale or consolidation transactions, accelerated depreciation, impairment charges, gains or losses on retirement of debt and variations in effective tax rate, which are difficult to predict and estimate and are primarily dependent on future events, but which are excluded from the Company's calculations of EBITDA, Adjusted EBITDA, and Adjusted EBITDA margin. Certain monetary amounts, percentages and other figures included in this Presentation have been subject to rounding adjustments. Certain other amounts that appear in this Presentation may not sum due to rounding.

In connection with the contemplated filing by CTAC of a proxy statement / prospectus on Form S-4 with respect to the Proposed Transaction, and in the course of the review by the SEC of such proxy statement / prospectus, CTAC may make changes to the information presented in this Presentation, including, without limitation, the description of the Company's business and the financial information and other data (including the prospective financial information and other data) included in this Presentation. Comments by the SEC on information in the proxy statement / prospectus may require modification or reformulation of the information we present in this Presentation, and any such modification or reformulation could be significant. In particular, we note that the SEC has adopted certain rules regarding the use of Adjusted EBITDA and other financial measures that do not comply with generally accepted accounting principles in the United States, which rules will be applicable to the proxy statement / prospectus expected to be filed with respect to the Proposed Transaction.

Participants in the Solicitation

CTAC and its directors and executive officers may be deemed participants in the solicitation of proxies from CTAC's stockholders with respect to the Proposed Transaction. A list of the names of those directors and executive officers and a description of their interests in CTAC is contained in CTAC's Registration Statement on Form S-1, as effective on October 21, 2020, which was filed with the SEC and is available free of charge at the SEC's web site at www.sec.gov, or by directing a written request to CTAC at 875 Third Avenue, 11th Floor, New York NY, 10022. Additional information regarding the interests of such participants will be contained in the proxy statement / prospectus for the Proposed Transaction when available. The Company and its directors and executive officers may also be deemed to be participants in the solicitation of proxies from the stockholders of CTAC in connection with the Proposed Transaction. A list of the names of such directors and executive officers and information regarding their interests in the Proposed Transaction will be included in the proxy statement / prospectus for the Proposed Transaction when available.

Trademarks

This Presentation contains trademarks, service marks, trade names and copyrights of KORE and other companies, which are the property of their respective owners. Solely for convenience, some of the trademarks, service marks, trade names and copyrights referred to in this Presentation may be listed without the TM, SM © or ® symbols, but CTAC and the Company will assert, to the fullest extent under applicable law, the rights of the applicable owners, if any, to these trademarks, service marks, trade names and copyrights.

Additional Information

CTAC intends to file with the SEC a proxy statement / prospectus on Form S-4 relating to the Proposed Transaction, which will be mailed to its stockholders once definitive. This Presentation does not contain, or purport to contain, all the information that should be considered concerning the Proposed Transaction and is not intended to form the basis of any investment decision or any other decision in respect of the Proposed Transaction. CTAC's stockholders and other interested persons are advised to read, when available, the preliminary proxy statement / prospectus and the amendments thereto and the proxy statement / prospectus and other documents filed in connection with the Proposed Transaction, as these materials will contain important information about the Company, CTAC and the Proposed Transaction. When available, the proxy statement / prospectus and other relevant materials for the Proposed Transaction will be mailed to stockholders of CTAC as of a record date to be established for voting on the proposed Business Combination. Stockholders will also be able to obtain copies of the preliminary proxy statement / prospectus, the definitive proxy statement / prospectus and other documents filed with the SEC, without charge, once available, at the SEC's website at www.sec.gov, or by directing a written request to CTAC at 875 Third Avenue, 11th Floor, New York NY, 10022.

Term Loan/Deal Terms

This Presentation does not reflect the potential amendment of the Company's term loan indebtedness, and certain other terms of the Proposed Transaction that are subject to ongoing negotiation.

PCAOB Audit

In connection with the preparation of the proxy statement / prospectus related to the Proposed Transaction, the Company will be re-auditing its financial statements for prior years ended December 31 in accordance with the standards established by the Public Company Accounting Oversight Board (PCAOB), as required by the rules and regulations of the U.S. Securities and Exchange Commission. Such re-audit may result in revisions and/or changes to the Company's financial statements, as compared to the Company's current financial statements presented herein which have been audited pursuant to the standards promulgated by the American Institute of Certified Public Accountants (AICPA), which changes and revisions cannot be quantified at this time and which may be material. Accordingly, you should not place undue reliance on the historical financial information contained in this Presentation.

Transaction overview

Summary of KORE and CTAC proposed business combination

Transaction Timing

- On December 24th, 2020, KORE and CTAC executed a non-binding term sheet setting forth the potential terms of a business combination
- Definitive documentation was signed March 10, 2021
- The transaction is expected to close in Q3 2021

Valuation

- Transaction implies a fully diluted pro forma enterprise value of \$1,014mm, representing 15.2x based on 2022E Adj. EBITDA of \$66.5mm and 16.9x based on 2021E Adj. EBITDA of \$60.0mm
- Existing holders of common stock, including majority KORE shareholder Abry Partners, are expected to roll 100% of their common equity

Capital Structure

- The transaction will be funded by a combination of CTAC cash held in a trust account and proceeds from a \$225mm PIPE
- Transaction is expected to result in up to \$484mm of total cash proceeds to fund the transaction¹

(1) Assumes no redemption of CTAC's existing shareholders, however actual proceeds available for the transaction are dependent on shareholder redemptions

Sources & uses / pro forma valuation

(\$ in millions)

Estimated Sources & Uses

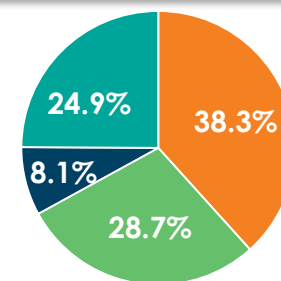
Sources	(\$mm)	
Existing KORE Shareholders Equity Rollover ¹	\$ 346	38.3 %
SPAC Cash in Trust ²	259	28.7
SPAC Sponsor Shares ³	73	8.1
PIPE Investors	225	24.9
Total Sources	\$ 903	100.0 %

Uses		
Existing KORE Shareholders Equity Rollover ¹	\$ 346	38.3 %
SPAC Sponsor Shares ³	73	8.1
Paydown of Preferred ⁴	262	29.0
Paydown of Term Loan	50	5.5
Cash to Balance Sheet	133	14.7
Estimated Fees and Expenses	39	4.3
Total Uses	\$ 903	100.0 %

Illustrative Pro Forma Valuation

Illustrative Share Price	\$ 10.00
Pro Forma Shares Outstanding ⁵	90.3
Implied Equity Value	\$ 903
Plus: Est. Pre-Transaction Net Debt ⁶	\$ 294
Less: Paydown of Debt	(50)
Less: PF Cash to Balance Sheet	(133)
Implied Pro Forma Enterprise Value	\$ 1,014
<i>Implied 2022E Adj. EBITDA Multiple</i>	<i>15.2 x</i>

Illustrative Pro Forma Ownership⁵



- Existing KORE Shareholders Equity Rollover¹
- SPAC Public Investors²
- SPAC Sponsor Shares³
- PIPE Investors

(1) Represents existing holders of KORE common stock, including Abry Partners. (2) Assumes estimated cash held in trust at closing and no redemption of CTAC public shares. (3) SPAC Sponsor Shares include 6.479mm CTAC Founder Shares and 0.818mm of CTAC Private Placement Shares underlying the Private Placement Units. (4) Paydown of preferred reflects estimated aggregate liquidation preference as of 06/30/2021. (5) Excludes dilutive impact of 8.639mm warrants from CTAC's public offering and 0.273mm Private Placement Warrants underlying the Private Placement Units. All warrants have a strike price of \$11.50 per share. Also excludes the impact of pro rata dilution for new management equity plan expected to be adopted at closing.

(6) Pre-Transaction Net Debt equals financial indebtedness net of pre-transaction estimated cash and excludes potential debt-like items such as tax liabilities among others.

KORE aligns perfectly with CTAC's strategy

Cerberus Telecom Acquisition Corp ("CTAC") in partnership with KORE will utilize its 200+ combined years of telecom and technology leadership in conjunction with Cerberus' multi-disciplinary investment and resource platforms to create value through the upcoming next generation telecom and technology super cycle

Investment Team



Stephen Feinberg

Co-Founder

Co-Founder and Co-CEO of Cerberus



Frank Bruno

Co-Founder and Chairman

Co-CEO of Cerberus
Former President of Cerberus Global Investments



Nick Robinson

Co-CIO

Cerberus Managing Director, Head of Trading and Member of Cerberus Corporate Credit Committee



Michael Palmer

Co-CIO

Cerberus Managing Director, Private Equity

Management and Distinguished Advisory Board



Tim Donahue

CEO and Director



Hossein Moiin

Advisory Board Member and Director



Shervin Gerami

Advisory Board Member




Tim Kasbe

Advisory Board Member



Shaygan Kheradpir

CTO, Advisory Board Chair, and Director



Tamara Casey

Advisory Board Member



Peter Foyo

Advisory Board Member



Deep Industry Relationships



CTAC views KORE as having downside protection (predictable revenue) with significant upside potential

KORE satisfies all of CTAC's initial investment criteria

- ✓ Growth-oriented company with recurring, predictable revenue and sustainable free cash flow
- ✓ Market-leading company with demonstrated technology and competitive advantages that are difficult for competitors to replicate
- ✓ Strong management team ready to accelerate growth with our partnership
- ✓ Will benefit from being publicly traded, with access to capital, and / or an improved capital structure
- ✓ Attractive risk-adjusted return for shareholders; potential upside from growth weighed against any identified downside risks

Initial target universe

Physical Infrastructure

Towers / Small Cells

Fiber

Data Centers (Edge & Macro)

Private Networks

Spectrum

Satellites

Network Infrastructure

IoT Devices / Sensors

Software Defined Networks

5G Applications Software

Edge AI


Spectrum Sharing

Open RAN / Cloud RAN

With its proprietary network technologies and 44 carrier integrations, **KORE Wireless** is a leading solutions enabler for Internet of Things (IoT) and is well positioned across both physical and network infrastructure areas



Business Overview





*With the oncoming tidal wave of connected devices, KORE's mission is to simplify the complexities of IoT and help customers **Deploy, Manage, and Scale** their mission-critical IoT solutions*

KORE at a glance

Leading global, independent provider of **mission critical IoT solutions**

Who We Are

- KORE is a market leader in enabling end-to-end IoT solutions for enterprises
- **Trusted advisor**, enabling our customers to **Deploy, Manage and Scale** their IoT solutions
- Blue chip customer base including market leading Fortune 500 enterprises and innovative solutions providers across high growth verticals such as connected health, industrial IoT, asset monitoring, fleet management and comms. services

Why We Win

- ✓ Proprietary IP-based services: **Connectivity, Solutions & Analytics**
- ✓ Market leading IoT knowledge and experience to help navigate the complex IoT ecosystem
- ✓ Global independent **IoT connectivity and solutions enabler** with an integrated network of key partners

Key Attributes



Global Scale (as of 12/31/20)

- 190+ countries coverage
- 44 carrier integrations
- ~12M devices managed
- 3,600+ customers
- 500+ employees



Forecasted Visibility & Profitability

- Revenue \$238M¹
- 92%+ recurring revenue²
- Average 90%+ revenue visibility through 2023³
- 57% Gross Margin¹
- 28% EBITDA Margin¹



Compelling Growth Opportunities

- IoT, eSIM and 5G use cases present massive opportunity
- Strong track record of highly accretive M&A
- Highly scalable KORE One platform positions company for growth

Note: Financials represent KORE's projections developed for the purposes of this presentation. (1) Represents 2022E Forecast financials. (2) Recurring revenues include connectivity and programmatic IoT Solutions revenue. (3) Revenue visibility is based on the installed base which includes customers which had a signed contract with KORE by the end of 2020, normalized for one time churn customers from the acquisition of Raco and Wyles

KORE business model: offering high demand IoT services

Product line	Products	Product description	Primary pricing method
Connectivity 74% of 2020E 59% of 2025E ¹	Connectivity as a Service (CaaS)	<ul style="list-style-type: none"> IoT connectivity services offered through market leading IoT platform 'KORE One' Our connectivity solutions allow devices to seamlessly and securely connect anywhere in the world across any connected network, which we call our multiple devices, multiple locations, multiple carriers CaaS value prop 	Per subscriber per month for lifetime of device (7-10 years and growing) Multi-year contracts with automatic renewals
	Connectivity Enablement as a Service (CEaaS)	<ul style="list-style-type: none"> Connectivity Management Platform as a Service (or individual KORE One engine) Cellular Core Network as a Service (cloud native HyperCore) 	
IoT Solutions 26% of 2020E 41% of 2025E ¹	IoT Device Management Services	<ul style="list-style-type: none"> Outsourced platform-enabled services (e.g., logistics, configuration, device management) Sourcing of 3rd party devices globally, device design and selection services 	Upfront fee per device or per device per month
	IoT Security	<ul style="list-style-type: none"> KORE's SecurityPro SaaS platform 	Per subscriber per month
	Location Based Services (LBS)	<ul style="list-style-type: none"> KORE's PositionLogic SaaS platform and LBS APIs 	Per subscriber per month

Product list is being expanded e.g., through the Private Networking (PNaaS) offering and industry pre-configured solutions

¹Percentage of revenue from go forward customers.

KORE differentiators and IoT customer use cases

KORE differentiators

Connectivity

- ✓ 44 carrier integrations (each takes ~2 years)
- ✓ Industry leading KORE One platform (7 engines)
- ✓ ConnectivityPro service and related APIs
- ✓ eSIM technology stack/ proprietary IP
- ✓ Hypercore technology

IoT Solutions

- ✓ Deep industry vertical knowledge and experience
 - Connected Health – FDA, HIPAA, ISO 9001/13485
 - Fleet Management – SaaS product and APIs, video bundle
- ✓ Unmatched breadth of solutions and analytics services
 - SecurityPro network intelligence service
 - Asset management, mobile data management, logistics services
 - Network certification expertise
- ✓ 3,400+ connectivity-only customers for cross-sell

KORE customer IoT use cases



Fleet Mgmt.



Connected Blood Sugar Monitors



Home Security



Connected Gas Tank Monitors



Offender Trackers



Connected Alcohol Monitors



Smart City Lighting Systems



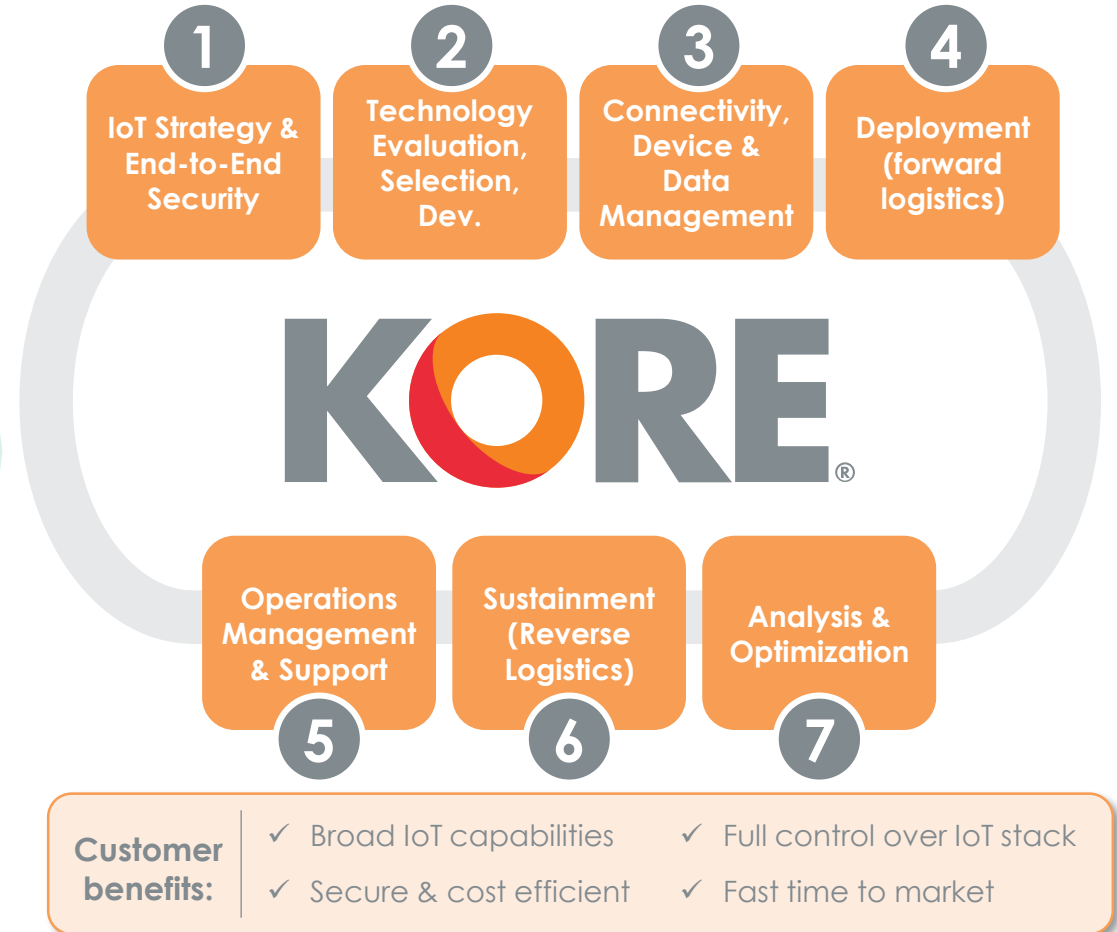
Smart Meters

IoT deployments are extremely complex

Top challenges in IoT deployments

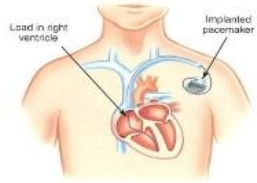


KORE's IoT in a Box



Customer case study: Customer #1

Customer #1 is a multinational medical devices company. KORE works with the cardiac monitoring (pacemakers and related devices) division, which is a market leader in this line of products. It has been KORE's customer for >10 years.



Cardiac Device



Bedside Monitor



KORE CaaS



Physician Portal

KORE Solution: IoT enablement of cardiac devices

- Helped **design a custom connectivity device** which works with a large number of cellular networks globally; contracted manufacturing with a global contract manufacturer
- KORE is an **extension of the customer's supply chain**, configuring & handling 200-300K devices per year (growing 20%+ year) with facilities which are:
 - ✓ ISO 13485 / 9001 certified
 - ✓ FDA Registration 21 CFR Part 820 compliant
 - ✓ HIPAA (U.S.) and GDPR (EU) compliant

KORE global connectivity

- Provided a **global connectivity package** to provide connectivity across a large number of countries
- Acting as a **trusted advisor** for customer with transition of 2G/3G devices to LTE (in 2021/22)
- Almost **1 million** subscribers and growing fast, leading to significant CaaS revenue stream for 7-10 years per device
- Upsell to **eSIM** highly likely given global footprint of services

Focus industry sector: Connected Health

KORE's credentials in Connected Health will drive market share in an expanding market

Connected Health overview

17.5%

Industry
CAGR¹

~\$300M

2025
Target
Revenue

Key Use Cases:

- **Remote Patient Monitoring:** Cardiac Rhythm Monitoring
- **Remote Patient Monitoring:** Chronic Disease Management
- Medical Equipment Diagnostics
- Clinical Trials with Medical Sensor Telemetry

KORE Connected Health capabilities



Streamline Implementation: Simplifies the complexities of IoT, overcoming barriers to adoption and leading to deployment



Remain Compliant: Quality and Regulatory experience and a focus on information security allows KORE to provide real-time data insights



Stay Connected: Provides superior coverage and reliability in order to monitor remote patients and track mobile employees

Leverage our credentials and track record to expand and grow segments and new anchor accounts

Segment

Cardiac Rhythm
Monitoring

Chronic Disease
Management

Medical Equipment
Diagnostics

Clinical Trials with
Medical Sensors





















Representative Connected Health Players



(1) Per ABI Market Tracker Forecasts

KORE's five focus industry sectors, representing 80%+ of the IoT market, are growing fast

5G drives significant new use cases in mission critical applications across KORE's target industries

Vertical	2020P-2025P CAGR	Transformational use cases			
KORE Assets	34.2 %	 Home / Business Security	 Offender Tracking	 Alcohol Monitoring	 Critical Asset Management
KORE Industrial	29.4 %	 Smart Utilities / Meters	 Smart Cities / Buildings	 Smart Factories	 Industrial IoT
KORE Communication Services	22.4 %	 IoT & Consumer service providers	 Carrier IoT Business Units	 Enterprise Connectivity	 Private Networking
KORE Connected Health	17.5 %	 Remote Patient Monitoring	 Clinical Trials	 Medical Alert Monitoring	 Medical Equipment Diagnostics
KORE Fleet	17.3 %	 Stolen Vehicle Recovery	 Fleet Tracking / Telematics	 Usage Based Insurance	 Connected Car

Source: ABI Market Tracker, Market Research Future, Grand View Research and KORE Forecasts

KORE: unique “one stop shop” IoT Solutions enabler

KORE is a differentiated player providing comprehensive IoT solutions – *CaaS, Solutions & Analytics*

IoT Ecosystem Partners

Connectivity

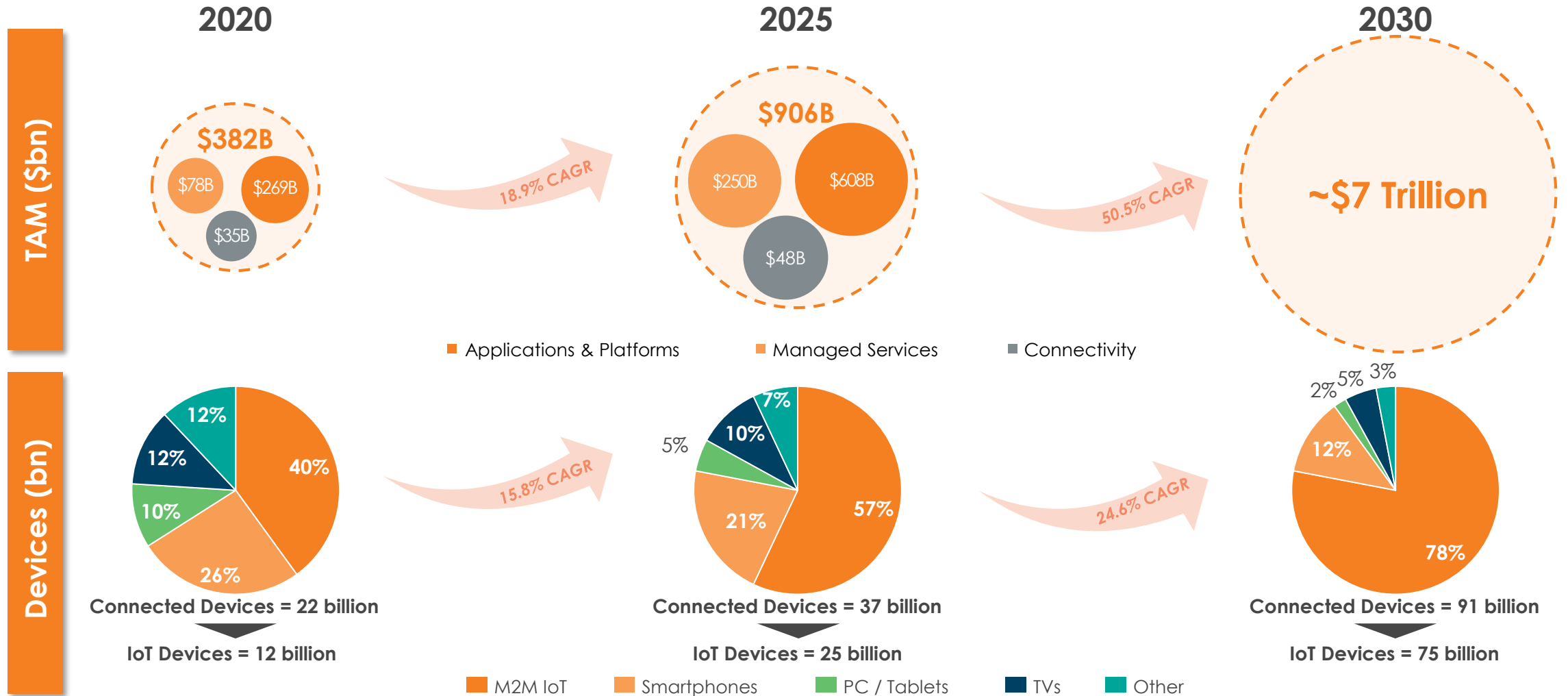
Solutions

Analytics & Cloud Platforms



- ✓ IoT specialist
- ✓ Secure & cost efficient
- ✓ Full control over IoT stack
- ✓ Fast time to market

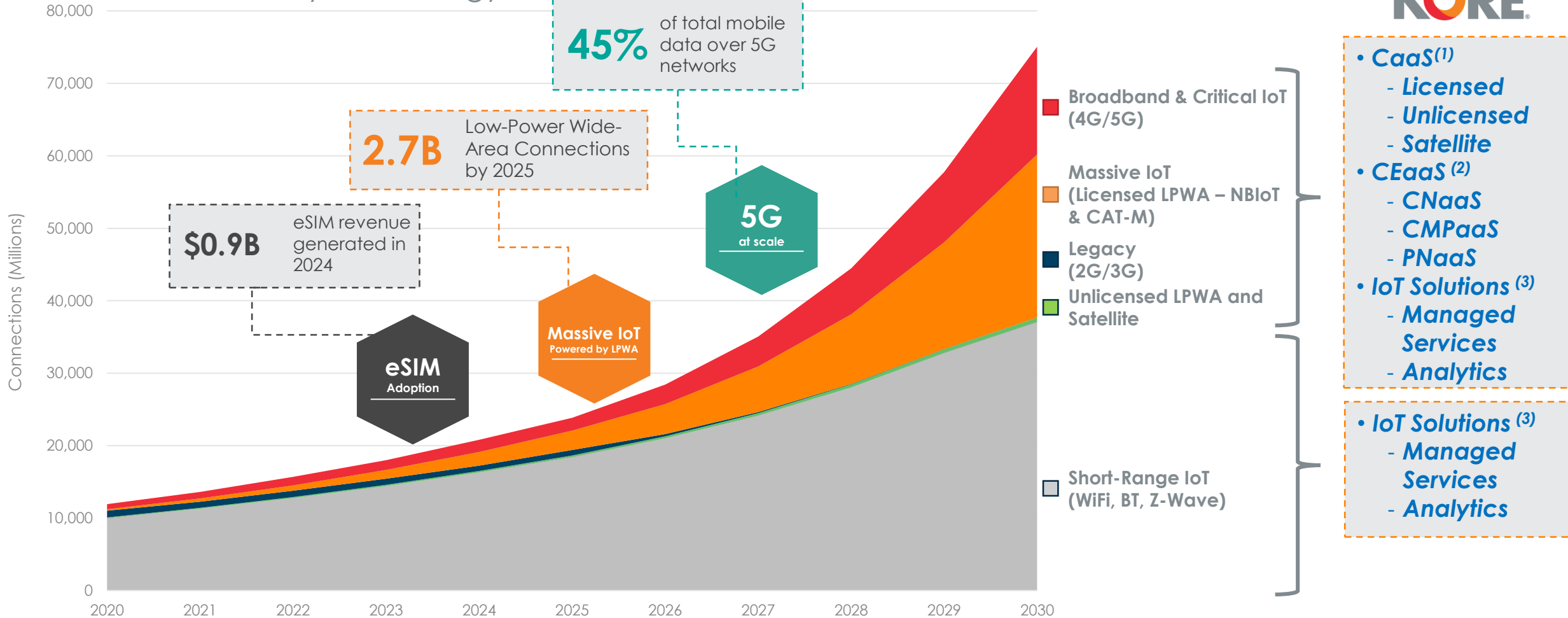
KORE is well positioned in the early innings of an exciting growth opportunity in IoT



Source: GSMA (IoT Revenue: State of the Market 2020); Ericsson (Mobility Report 2020); Cisco Annual Internet Report Highlights Tool 2020; IDC (Worldwide 5G Connections Forecast, 2019-2023) and KORE Forecasts

Significant potential growth opportunity

IoT connections by technology



Source: Cisco Annual Internet Report Highlights Tool 2020, GSMA (IoT Revenue: State of the Market 2020); Ericsson (Mobility Report 2020), KORE Forecasts

Note: (1) CaaS = Connectivity as a Service – managed connectivity services offering for connecting IoT device; (2) CEaaS = Connectivity Enablement as a Service – includes managed Core Network as a Service (CNaaS), Private Networking as a Service (PNaaS) and Connectivity Management Platform (CMPaaS); (3) IoT Solutions = IoT managed services including IoT product design, supply chain, configuration, connectivity, and reverse logistics for customers

5G will enable a connected planet

Precision agriculture

\$0.3T



Construction and mining

\$1.1T



Digitized education

\$0.3T



Connected healthcare

\$1.1T



Powering the digital economy

\$13.2 Trillion

in global economic value by 2035



\$2.3T

Richer mobile experiences



\$4.7T

Smart manufacturing



\$1.2T

Intelligent Retail



\$2.2T

Smart city

Source: The 5G Economy (Qualcomm)

KORE expects to be a leading enabler of 5G adoption

KORE provides 5G connectivity and simplified management

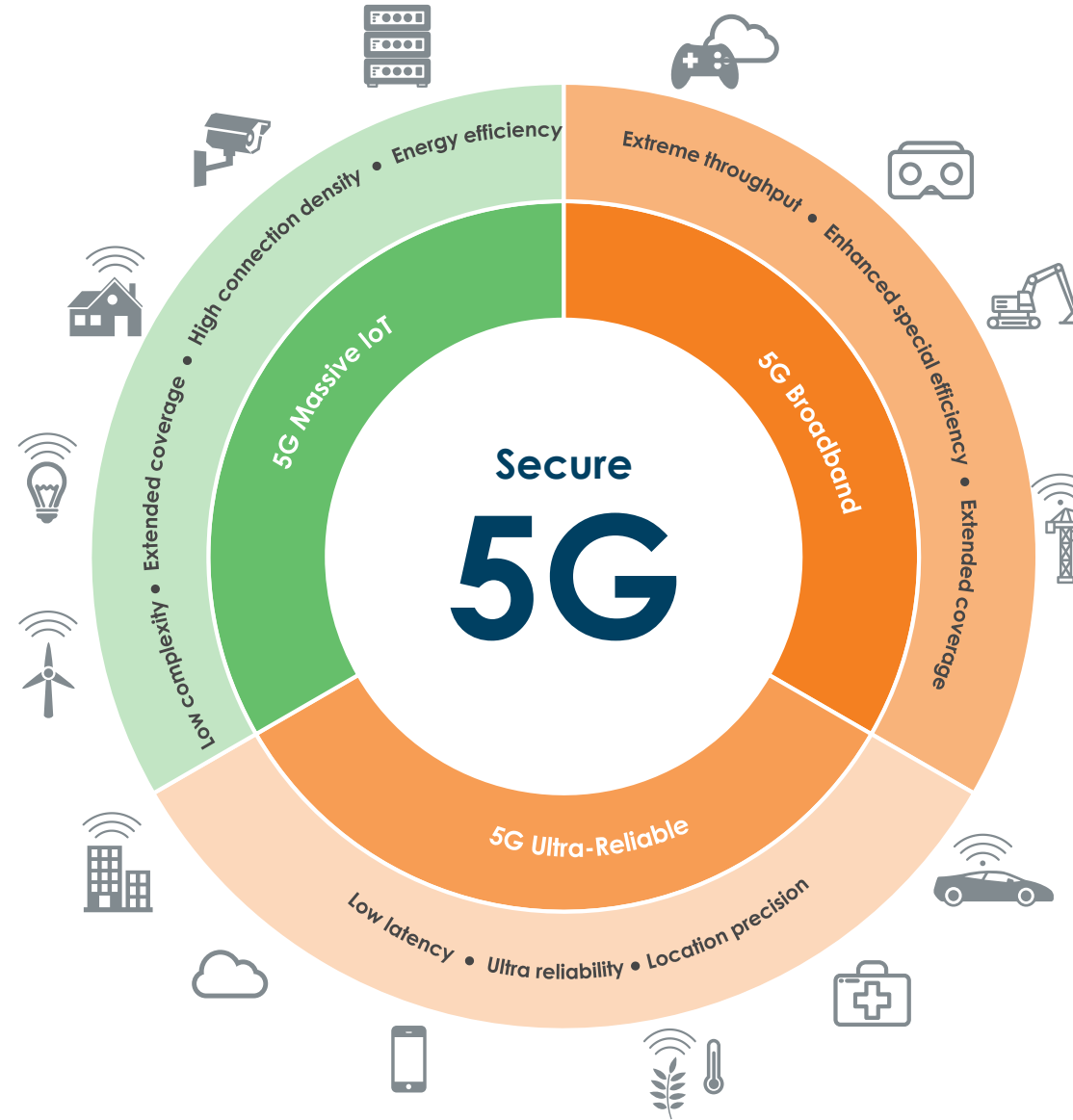
Powered by KORE's 5G-ready eSIM and multi-multi-multi value proposition enabled by proprietary KORE One platform

KORE aims to enable seamless transition to 5G

Powered by KORE's strength in carrier relationships and experience in managing network transitions

KORE aims to accelerate 5G use cases

Powered by KORE's pre-configured solutions and industry-specific IoT Managed Services portfolio



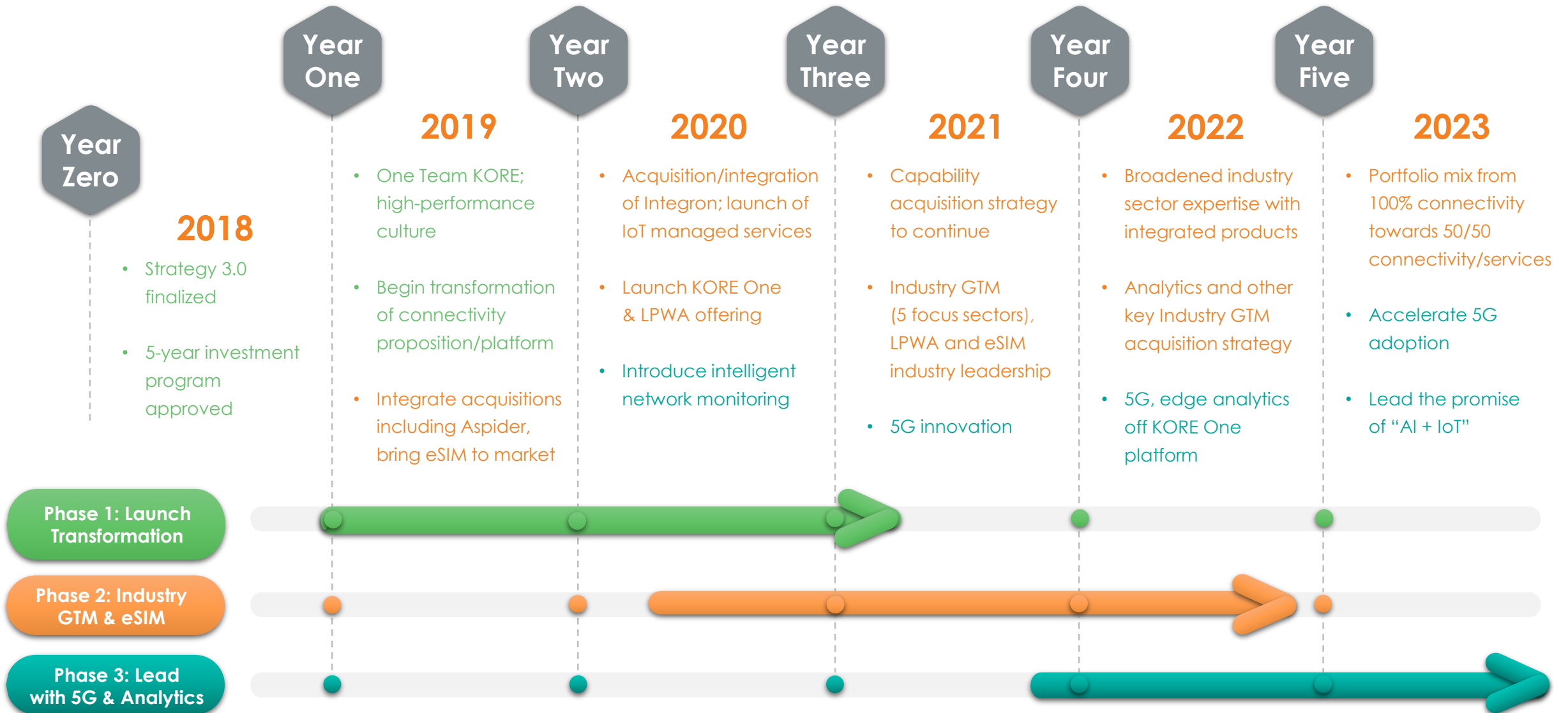
KORE aims to enable Edge deployments

Powered by its plans for a fully virtualized multi-carrier gateway on the Edge (KORE Anywhere)

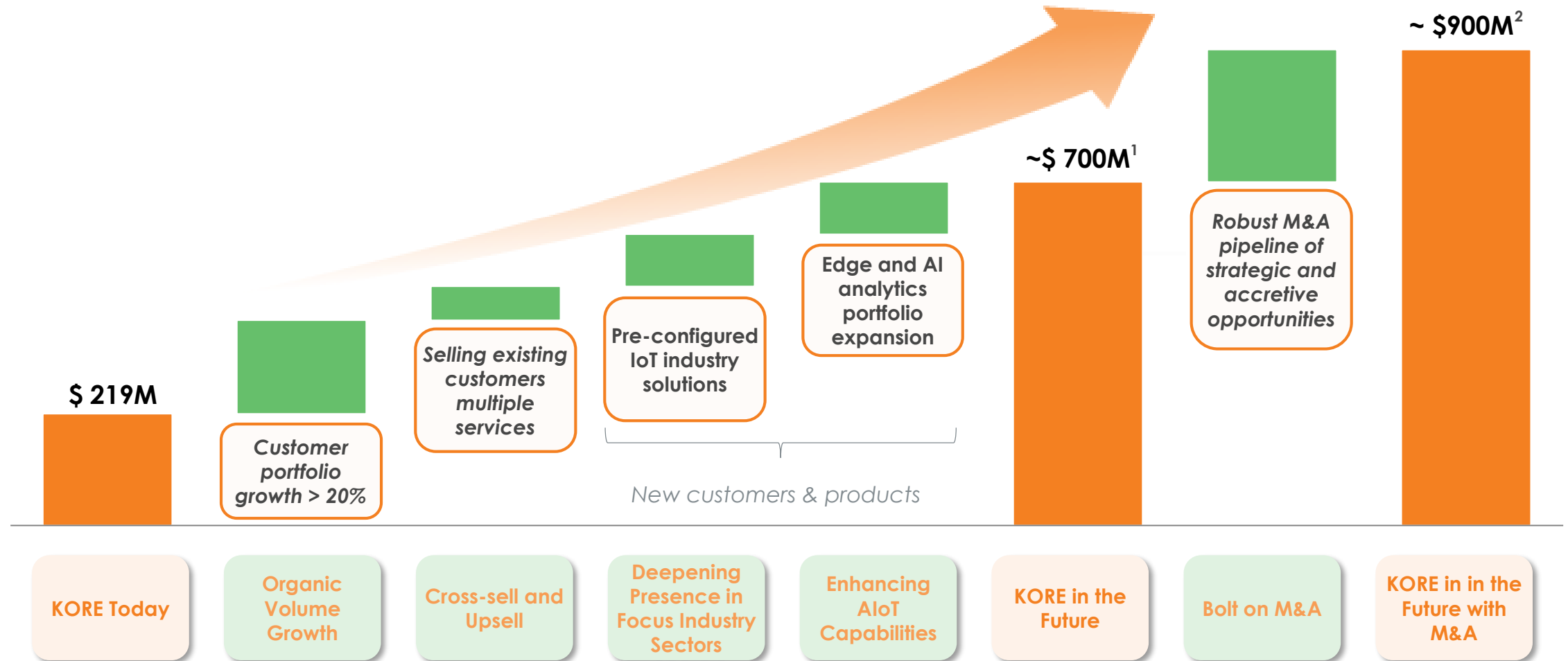
KORE enables Private Network Deployments

Powered by its fully virtualized core network (KORE HyperCore)

Phased transformation to KORE 3.0



KORE's growth acceleration to ~\$1B in sales




KORE Expects to Scale to Become a Billion-Dollar Business, Targeting the \$900bn+ IoT Market by 2025


(1) KORE's projections that serve as the basis of this presentation estimate 2025E Revenue of \$414mm; \$700mm of '25E "KORE in the Future" revenue includes ~\$250M of organic upsides not in KORE's base case. (2) Includes ~\$245MM of M&A upside by 2025

Past M&A wins coupled with strong future M&A pipeline

KORE has a successful track record of executing and integrating strategic acquisitions

Recent M&A Transaction Highlights

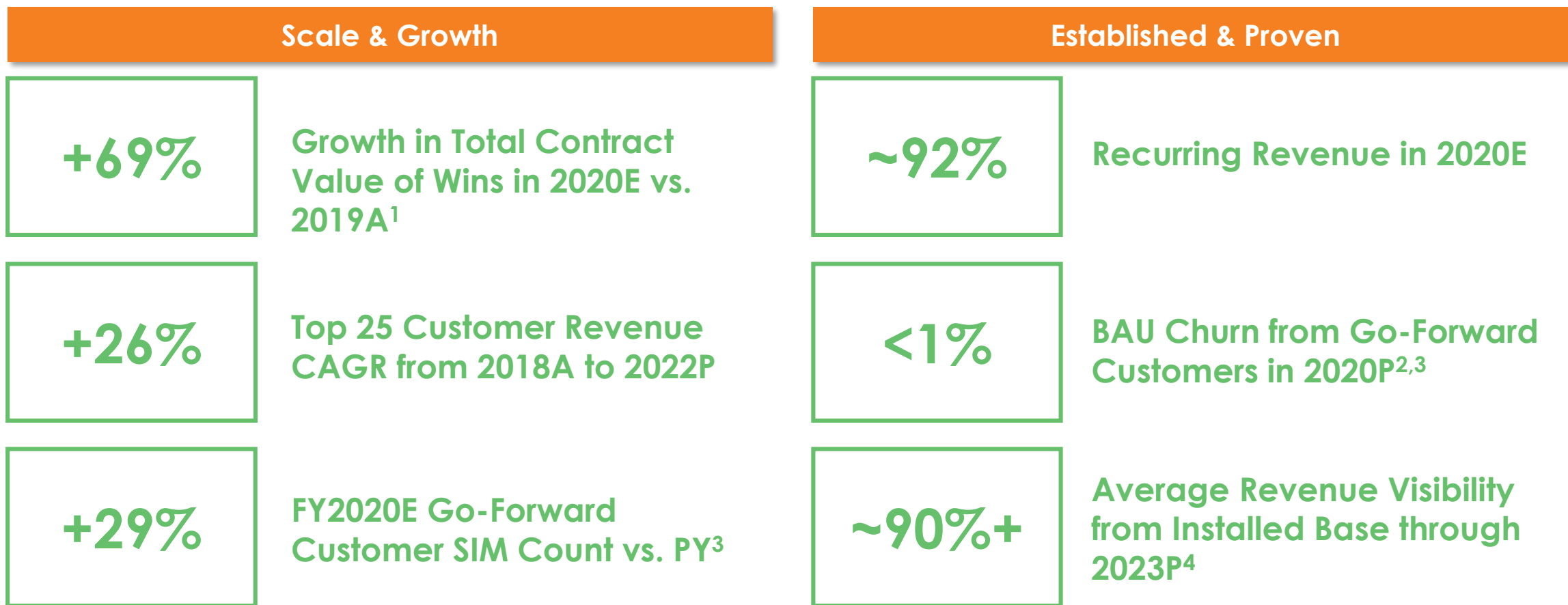
	<p>Strategic impact</p> <ul style="list-style-type: none"> • Furthered our strategy as a leader in IoT Managed Services • Expanded presence in Healthcare & Life Sciences markets • Accretive deal, has had a de-levering effect • Rapid, successful integration results in ~25% growth in 2020 • Differentiates KORE wrt carriers and other pure-play providers • Date Acquired: Nov 2019
---	---

 <p>Aspider</p>	<p>Strategic impact</p> <ul style="list-style-type: none"> • Helped position KORE as a leader in the Gartner Magic Quadrant • Expanded geographical presence in Europe and Africa • Added significant IP & key capabilities in eSIM / Core Networking • KORE's target for eSIM shipments is 1MM in 2020 • Key part of our emerging CEaaS service portfolio • Date Acquired: Dec 2018
--	--

Illustrative M&A Pipeline

Target	Location	Solution Offerings	Est. Revenue (M)
Company A	US	Industrial IoT & IoT Connectivity	\$50
Company B	US	IoT Solutions (GPS Tracking, Failover/Primary)	\$40
Company C	US	IoT Solutions (GPS Tracking, Failover/Primary, First Response)	\$10
Company D	US	IoT Solutions (MDM, Mobility, Analytics)	\$8
Company E	US	IoT Solutions (POTS replacement, Failover/Primary)	\$20
Company F	US	IoT Solutions (Failover/Primary)	\$2
Company G	Europe	IoT Connectivity & Core NW	\$8
Company H	Europe	IoT Connectivity & Core NW	\$20
Company I	Brazil	Location Based Services SaaS	\$5
Company J	Brazil	IoT Connectivity & Core NW	\$6

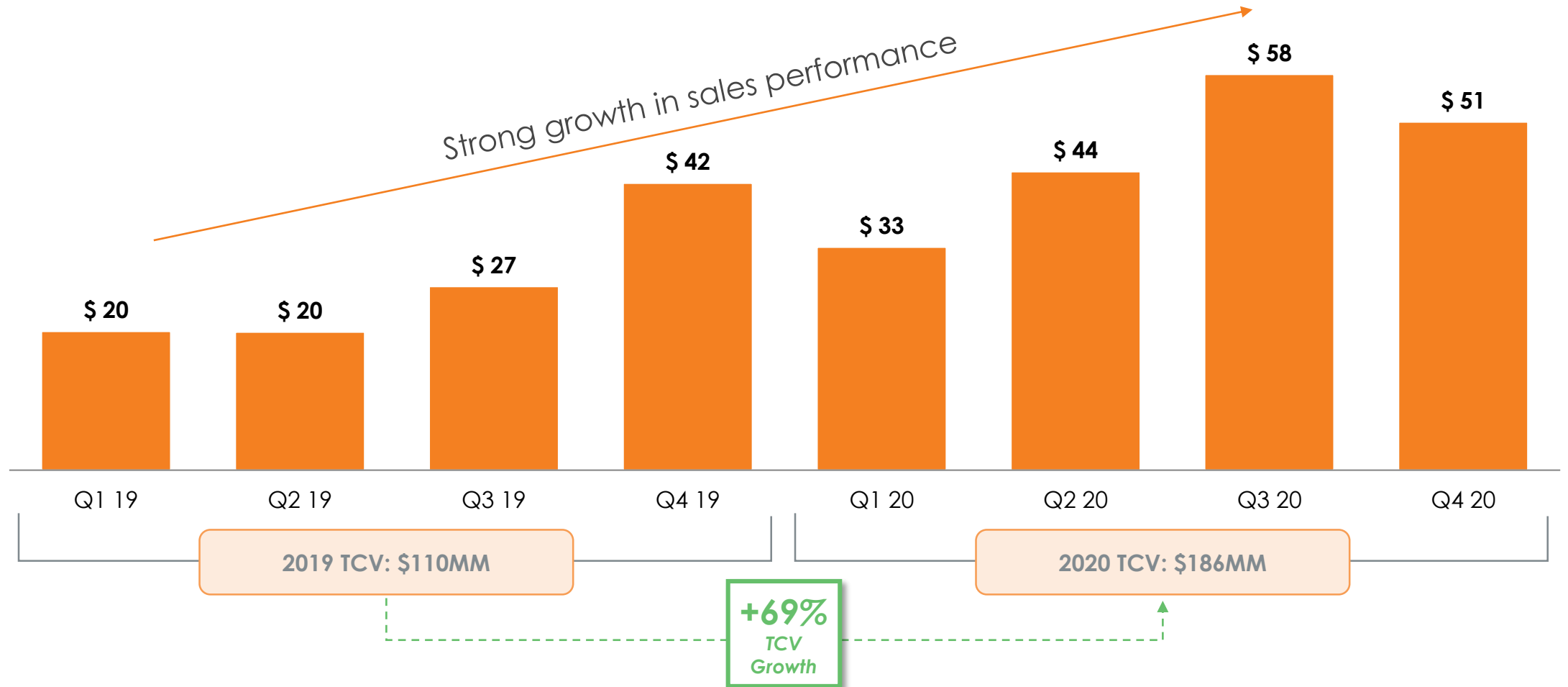
KORE: accelerating growth & revenue visibility



Note: (1) Total Contract Value is the estimated revenue from new or existing customer wins over an approx. 3-year time period based on customer and sales force forecasts of unit growth and contracted prices. (2) BAU Churn is Business as Usual Churned Revenue from Customers which decided not to do business with KORE in 2020. (3) Normalized for one time churn customers from the acquisition of Raco and Wyless. (4) The installed base includes customers which had a signed contract with KORE by the end of 2020, but excludes one time churn customers from the acquisition of Raco and Wyless

KORE's TCV wins increased by 69% in 2020

Estimated TCV (Total Contract Value) of Wins by Quarter

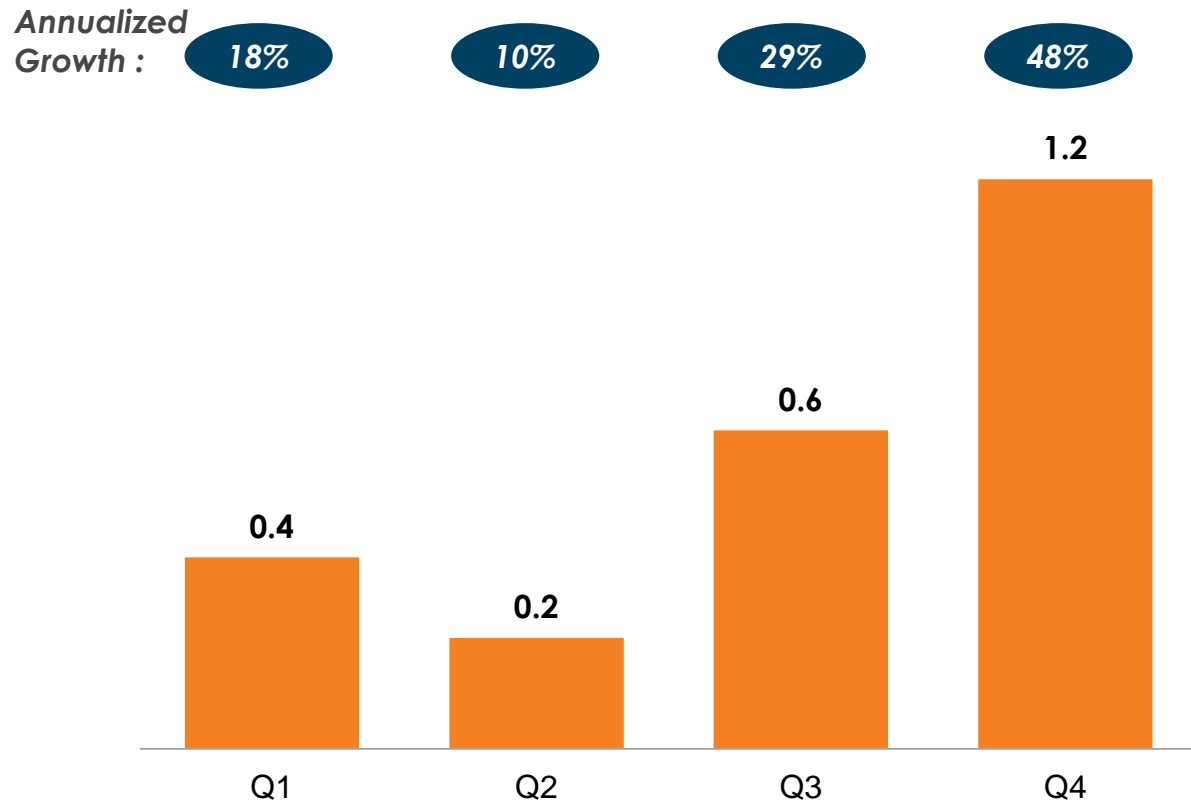


Note: Total Contract Value (TCV) is the estimated revenue from new or existing customer wins over an approx. 3-year time period based on customer and sales force forecasts of unit growth and contracted prices

KORE's SIM growth momentum is accelerating

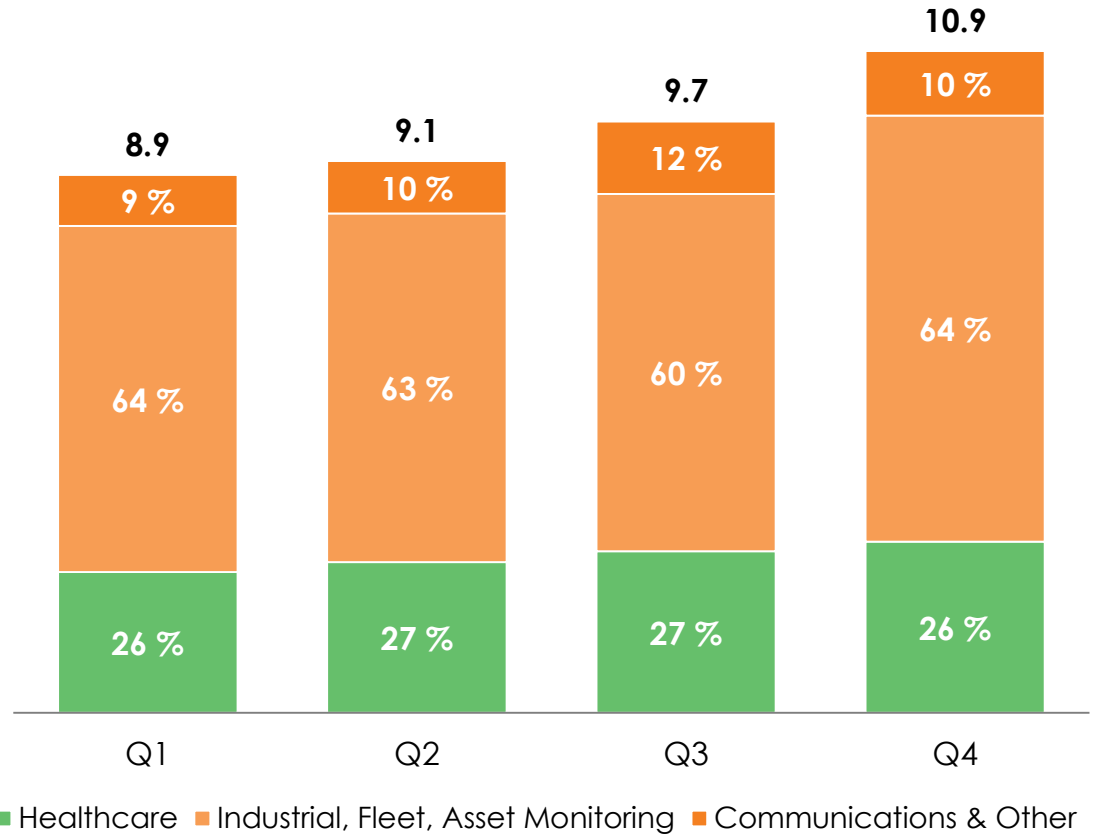
2020 sequential SIM growth for Go Forward customers

(in M)



2020 average SIM count for Go Forward customers

(in M, % of total)




Note: Represents go forward SIMs; ~12M total SIMs as of 2020E.





Financial Overview

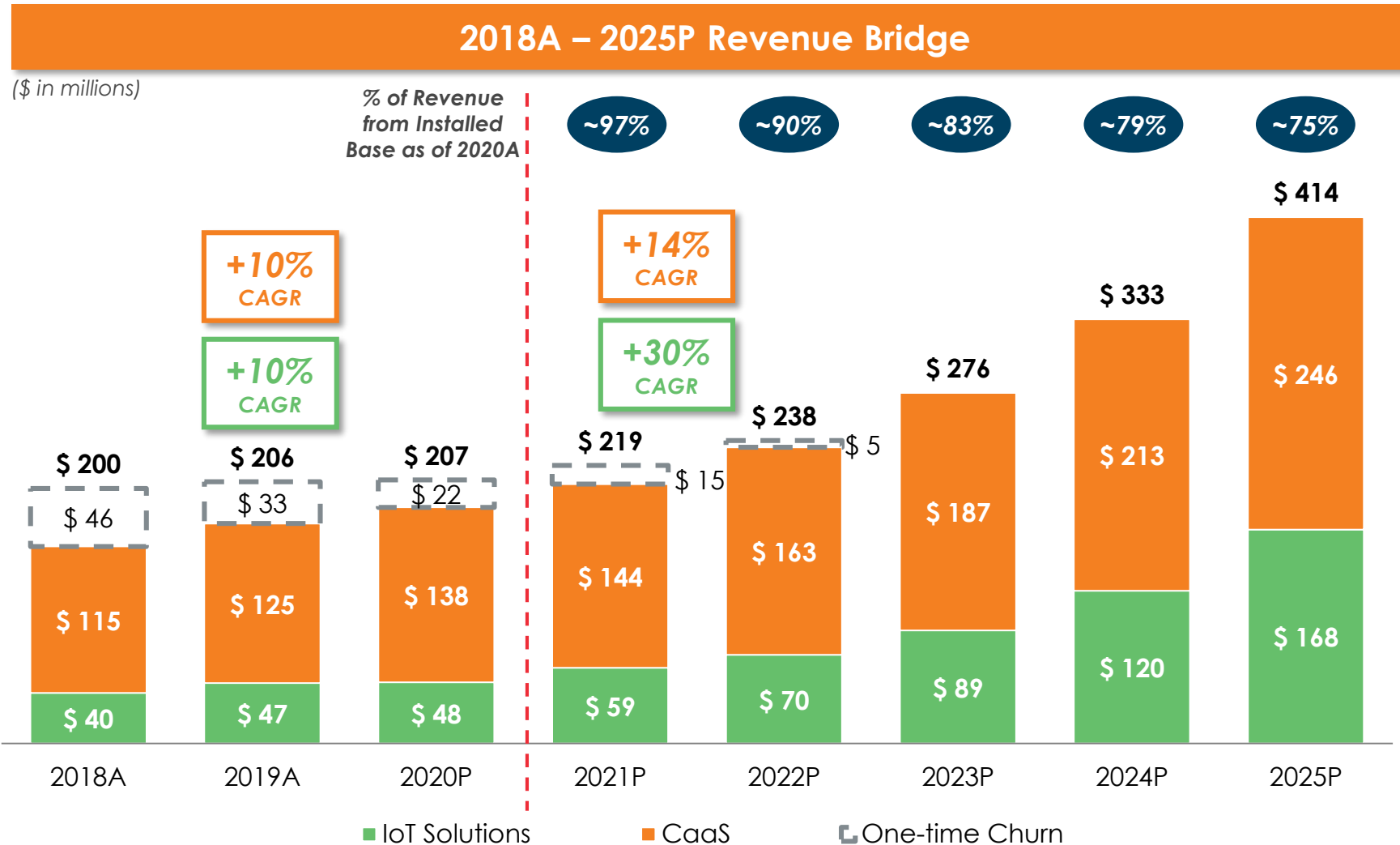


Pro forma financial summary

(US\$ in millions)	Historicals		Prelim.	Forecast					CAGR
	2018A	2019A	2020P	2021P ³	2022P ³	2023P	2024P	2025P	'21P-'25P
CaaS	\$ 115	\$ 125	\$ 138	\$ 144	\$ 163	\$ 187	\$ 213	\$ 246	14 %
% Growth		9 %	10 %	5 %	13 %	15 %	14 %	15 %	
IoT Solutions	40	47	48	59	70	89	120	168	30 %
% Growth		20 %	1 %	24 %	17 %	28 %	35 %	40 %	
One Time Churn	46	33	22	15	5	-	-	-	-
Total Revenue	\$ 200	\$ 206	\$ 207	\$ 219	\$ 238	\$ 276	\$ 333	\$ 414	17 %
% Total Growth		3 %	1 %	6 %	9 %	16 %	21 %	24 %	
(-) COGS	(81)	(82)	(85)	(94)	(102)	(117)	(140)	(172)	
Total Gross Profit	\$ 119	\$ 123	\$ 122	\$ 125	\$ 136	\$ 158	\$ 193	\$ 242	18 %
% Gross Margin	59 %	60 %	59 %	57 %	57 %	57 %	58 %	58 %	
(-) SG&A ¹	(66)	(66)	(66)	(65)	(69)	(77)	(86)	(101)	
Adj. EBITDA	\$ 53	\$ 57	\$ 57	\$ 60	\$ 67	\$ 82	\$ 107	\$ 140	24 %
% Adj. EBITDA Margin	26 %	28 %	27 %	27 %	28 %	30 %	32 %	34 %	
Total Capex				(12)	(12)	(12)	(13)	(13)	
Unlevered FCF²				\$ 32	\$ 42	\$ 60	\$ 91	\$ 123	
Cum. FCF				32	75	135	226	349	

Note: Financials represent KORE's projections through 2025E developed for the purposes of this presentation. 2020 results are preliminary and unaudited, refer to disclaimer for prior periods. Historicals are pro forma adjusted for the impact of the Integron and Aspider acquisitions. (1) Assumes \$1.5mm of public company costs. (2) Unlevered FCF defined as Adj. EBITDA less total capex, less cash adjustments, less increases in NWC; refer to page 42 for a reconciliation of Reported to Adj. EBITDA. (3) 2021E and 2022E Adjusted Total Revenue growth of 13.9% and 15.1%, respectively, excluding the normalization of one time churn customers from the acquisition of Raco and Wylless and adjusting for the known one time impact of 2G/3G sunsetting as KORE transitions customers to LTE/5G networks (\$17.3mm and \$21.7mm in 2021E and 2022E, respectively)

Strong organic growth performance, lift off ahead



Commentary

Organic Revenue Growth

- ~26% organic growth (average from 2018 to 2022) with top customers driven by volume gains and cross selling
- Average ~90%+ revenue visibility through 2023P
- ~92% recurring revenue

One Time 2G / 3G Sunsetting

- Forecast reflects known impact of sunsetting as the industry transitions to 5G

One Time Churn

- Forecast reflects one time churn from historical integration events
- By nature of KORE's business, it takes several years for non-core customer revenue to churn off the network despite the churn decision being made several years ago

Note: Financials represent KORE's projections through 2025E developed for the purposes of this presentation



STRICTLY PRIVATE AND CONFIDENTIAL

Extremely high level of '21P-'25P revenue visibility

2021P – 2025P Revenue Visibility

(\$ in millions)

Installed Base
as of 2021P

~99%

~97%

~91%

~86%

~83%

Installed Base
as of 2020A

~97%

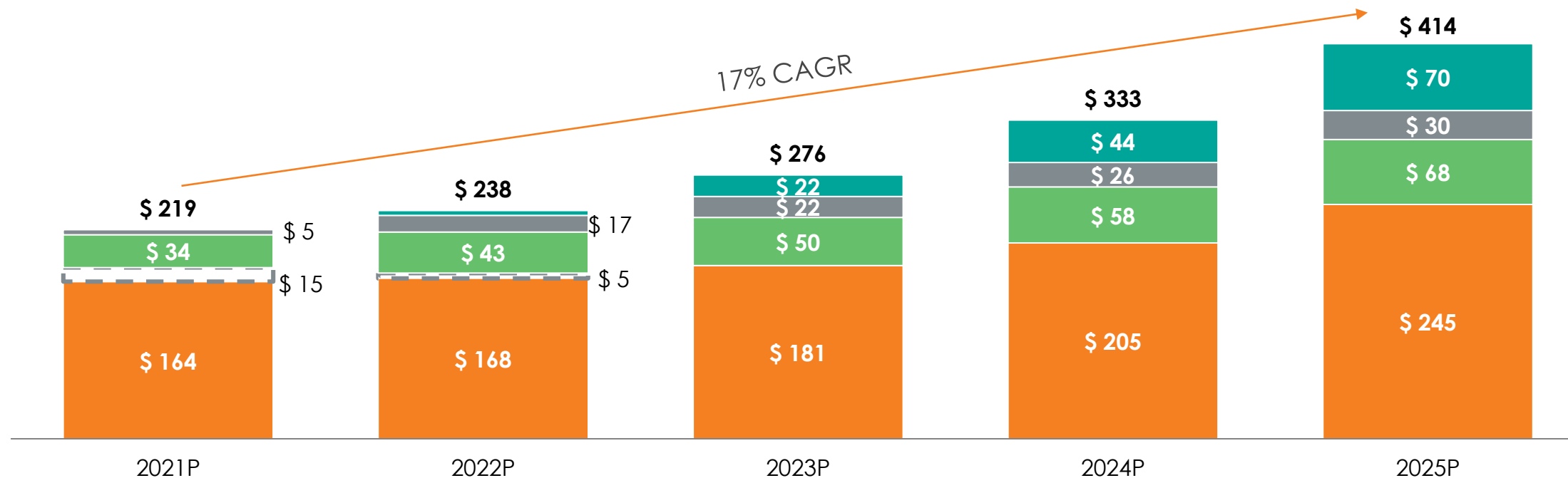
~90%

~83%

~79%

~75%

17% CAGR



■ Existing Installed Base
 ■ One Time Churn
 ■ 2020 Wins
 ■ 2021 Projected Wins
 ■ Future Projected Wins

Note: Financials represent KORE's projections through 2025E developed for the purposes of this presentation. The installed base includes customers which had, or expect to have, a signed contract with KORE, but excludes one time churn customers from the acquisition of Raco and Wyless

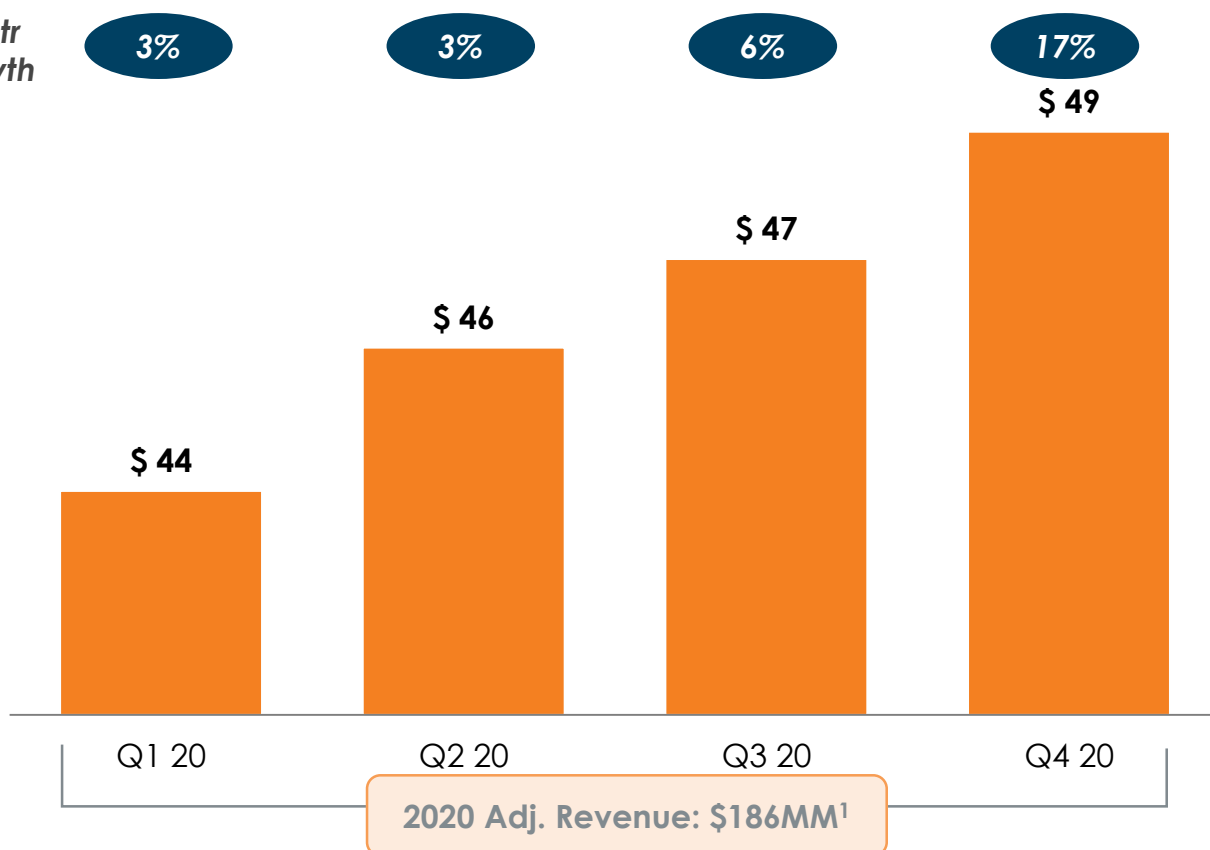


2020 closed with incredible momentum

2020 Quarterly Adj. Revenue¹

(\$ in millions)

Same Qtr
PY Growth



Business Momentum

+69%

Growth in Total Contract Value of Wins in 2020E vs. 2019A²

+26%

Top 25 Customer Revenue CAGR from 2018A through 2022E

~92%

Recurring Revenue in 2020E

+90%

Average Revenue Visibility From Installed Base Through 2023P³

+48%

Annualized Net SIM Growth from Go Forward Customers in Q4 vs. Q3 20


+29%

FY2020E Go Forward Customer SIM Count vs. PY

(1) Adj. Revenue is normalized for one time churn customers from the acquisition of Raco and Wyles. (2) Total Contract Value is the estimated revenue from new or existing customer wins over an approx. 3-year time period based on customer and KORE sales force forecasts of unit growth and contracted prices. (3) The installed base includes customers which had a signed contract with KORE by the end of 2020, but excludes one time churned customers

KORE[®]

Appendix



KORE's IoT managed services portfolio

KORE provides a one-stop-shop for IoT deployment

1	IoT Strategy & End-to-end Security	2	Technology Evaluation, Selection, Dev	3	Connectivity, Device & Data Management	4	Deployment (forward logistics)	5	Operations Management & Support	6	Sustainment (reverse logistics)	7	Analysis & Optimization
1.1	Business Outcomes / Business Case	2.1	Architecture	3.1	Network(s) Selection / Carrier Contracts	4.1	Forecasting	5.1	Technical Support Tier 1 & 2	6.1	Advanced Managed Services	7.1	Data Cleansing & Normalization
1.2	Security by Design (entire stack)	2.2	Connectivity / Network Strategy	3.2	Secured Data Exchange	4.2	Order Management	5.2	Tier 3 – Network & Systems Support	6.2	Migration Services	7.2	Data Storage, Retrievals & Replays
1.3	Partner Strategy	2.3	IoT Platform / Cloud Selection	3.3	Subscription Lifecycle Integration	4.3	Configuration Management	5.3	Network Mgmt. & Orchestration	6.3	Returns Management / Asset Recovery	7.3	Data Enrichment & Contextualization
1.4	Proof of Concept	2.4	Application Design / Development	3.4	Usage Optimization & Fraud Mgmt.	4.4	Supply Chain Management	5.4	Quality Management (ISO 13485, 9001)	6.4	Advanced Exchange	7.4	Data Visualization
1.5	Global / Regional Footprint	2.5	Device / Module Selection, Validation & Certification	3.5	Hierarchical Account Setup & Management	4.5	Site Services	5.5	Regulatory Compliance	6.5	Site Maintenance	7.5	AIoT – Descriptive, Prescriptive, Predictive
1.6	Organizational Governance	2.6	Develop, Test, Prototype & Pilot	3.6	Device Management, Diagnostics & Troubleshooting	4.6	Global Import / Export Management	5.6	Endpoint / Subscription Management	6.6	OEM Warranty Management	7.6	Security & Deep Network Monitoring using Metadata
1.7	Business Continuity / Disaster Recovery	2.7	Deployment Process Design	3.7	Deployment Setup & Optimization	7	Asset Management	5.7	Change / Release Management	6.7	End of Life Management	7.7	Application Integration & Device Feedback

Delivery: ■ KORE Internal ■ KORE & Partner Hybrid ■ Partner



STRICTLY PRIVATE AND CONFIDENTIAL

Customer use case: Cardiac rhythm monitoring

KORE's solution enables global deployment and management of regulated medical equipment

1	IoT Strategy & End-to-end Security	2	Technology Evaluation, Selection, Dev	3	Connectivity, Device & Data Management	4	Deployment (forward logistics)	5	Operations Management & Support	6	Sustainment (reverse logistics)	7	Analysis & Optimization
1.1	Business Outcomes / Business Case	2.1	Architecture	3.1	Network Design Roaming Footprint Updates	4.1	Demand Forecast Supply Chain	5.1	Technical Support Tier 2	6.1	Advanced Manage Services	7.1	Data Cleansing & Normalization
1.2	Security by Design (entire stack)	2.2	Connectivity / Network Strategy	3.2	Secured Data Exchange	4.2	Order Management Patient Order Desk	5.2	Tier 3 – Network & Systems Support	6.2	Migration Planning and Implementation	7.2	Data Storage, Retrievals & Replays
1.3	Partner Strategy	2.3	IoT Platform / Cloud Selection	3.3	Subscription Lifecycle Integration	4.3	Firmware Validation Software Load Remote Config Updates	5.3	Regional Outage Monitoring & Escalation	6.3	Returns Handling Sanitizing, Testing FDA Reporting	7.3	Data Enrichment & Contextualization
1.4	Proof of Concept	2.4	Application Design / Development	3.4	Wireless Managed Services	4.4	Supply Chain Management & Global Documentation	5.4	Quality Management ISO 13485	6.4	Advance Exchange / SWAP	7.4	Data Visualization
1.5	Global / Regional Footprint	2.5	Hardware Customization, Certifications – Gen 9	3.5	Hierarchical Account Setup & Management	4.5	Site Services	5.5	FDA Title 21 Part 820 EU MDD/MDR WEEE 2012/19/EU HIPAA/GDPR	6.5	Site Maintenance	7.5	AIoT – Descriptive, Prescriptive, Predictive
1.6	Organizational Governance	2.6	Develop, Test, Prototype & Pilot	3.6	Device Management, Diagnostics & Troubleshooting	4.6	Global Import / Export Management- Direct-to-Patient/DC Packaging/Labeling	5.6	OPCO Billing Reconciliation & Reporting	6.6	OEM Warranty Management	7.6	Security & Deep Network Monitoring using Metadata
1.7	Business Continuity / Disaster Recovery	2.7	Deployment Process Design	3.7	Deployment Setup & Optimization	4.7	Final Testing & Validation Recording Track & Trace	5.7	Change / Release Management	6.7	End-of-Life Management	7.7	Transmission/Outage Analytics/Alerting

Delivery: ■ KORE Service Delivery

STRICTLY PRIVATE AND CONFIDENTIAL

KORE's leadership team

Decades of leadership and domain expertise in IoT with **significant public company experience**



Romil Bahl

President,
Chief Executive Officer

- ~30 years of Tech, SaaS, IoT and Analytics experience in high-growth environments
- Previous experience includes **multiple CEO positions, both public company (PRGX) and PE (Lochbridge)** as well as \$9B P&L role as EVP & GM at CSC



Puneet Pamnani

Executive Vice President,
Chief Financial Officer

- Responsible for managing all aspects of the organization's financial operations
- Previous experience as COO and CFO of Lochbridge and SVP of Corporate Strategy and M&A at PRGX



Louise Winstone

EVP, CHRO



Tushar Sachdev

EVP, CTO



Bryan Lubel

EVP, IoT Managed
Services



Gideon Rogovsky

SVP, Americas



Marco Bijvelds

SVP, EAP



Sunder Somasundaram

SVP, IoT Solutions &
Solution Architecture



Steven Jones

SVP, Global Carrier
Management



Landon Garner

SVP, Marketing

Deep bench of industry talent with public company expertise



Booz | Allen | Hamilton



Deloitte.

GP Georgia-Pacific



Infosys

KEARNEY

LOCHBRIDGE

OLIVER WYMAN

PRGX®

Telit

xerox



STRICTLY PRIVATE AND CONFIDENTIAL

Abry Partners overview

- Founded in 1989, Abry Partners (“Abry”) is a sector-focused private equity firm investing primarily in media, communications, software, and business and information services companies
- Completed over \$82bn of investments involving over 550 properties
- >55 investment professionals based in Boston, MA, investing globally
- Raised over \$18bn of equity capital through 19 investment funds
- Actively managing over \$5.0 billion of capital
- Abry’s longstanding relationships with limited partners include Fortune 100 pension funds, leading university endowments, major insurance companies and prominent investment funds

Selected Communications Investments



KORE: unique “one stop shop” IoT enabler

What
we do...



Deploy



Manage



Scale

How
we do it...

CaaS

- **Connectivity-as-a-Service (CaaS)** delivering global connectivity to our customers in 190+ countries
- **eSIM capability** providing secure out of the box connectivity to support IoT use cases
- **Core Network-as-a-Service (CNaaS)** facilitating self-management and control telecoms capabilities as well as supporting Bring-Your-Own-Connectivity
- **Device management** tools with MDM software and remote pairing capabilities
- **Network slicing and Local Break Out** anticipating 5G network roll-out to meet customer business needs

Solutions

- **End-to-end services** from strategy and security design, to networks and technology, to application enablement helping clients deploy end-to-end solutions
- **Device** selection, certification, configuration & MDM, call center services and lifecycle management
- **Increasing footprint** of bundled solutions to enable enterprise & solution provider customers
- **Industry Specific Focus** with regulatory and medical device compliance
- **One-stop shop** capability to deliver large solutions for enterprise customers

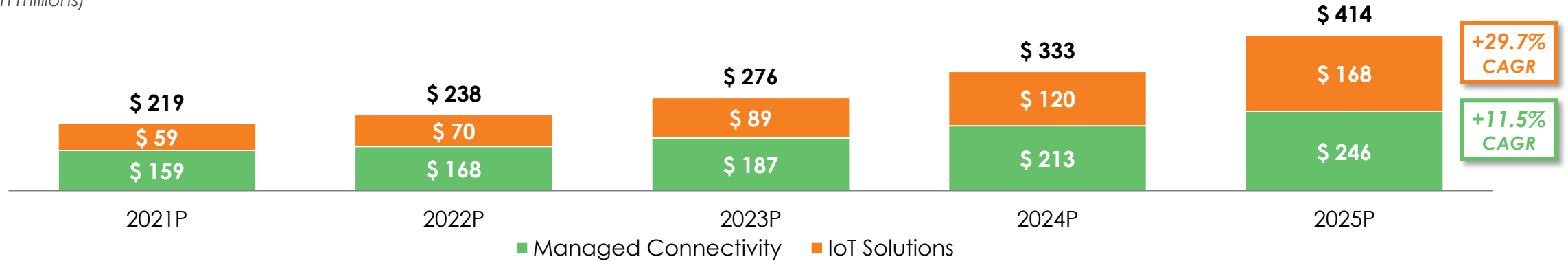
Analytics

- **Advanced analytics** supported by KORE's proprietary IP platform
- **Analytics applicable across all IoT Verticals** (usage, meta and sensor)
- **Micro-services architecture, API front-end** enables third-party services, makes KORE One a sticky IoT platform
- **Fleet management**
 - ▶ Vehicle recovery and fleet management
 - ▶ People and asset location tracking
 - ▶ Customized location-based services
- **Network security and monitoring**
 - ▶ Intelligent network monitoring
 - ▶ IoT traffic security

Highly attractive financial profile

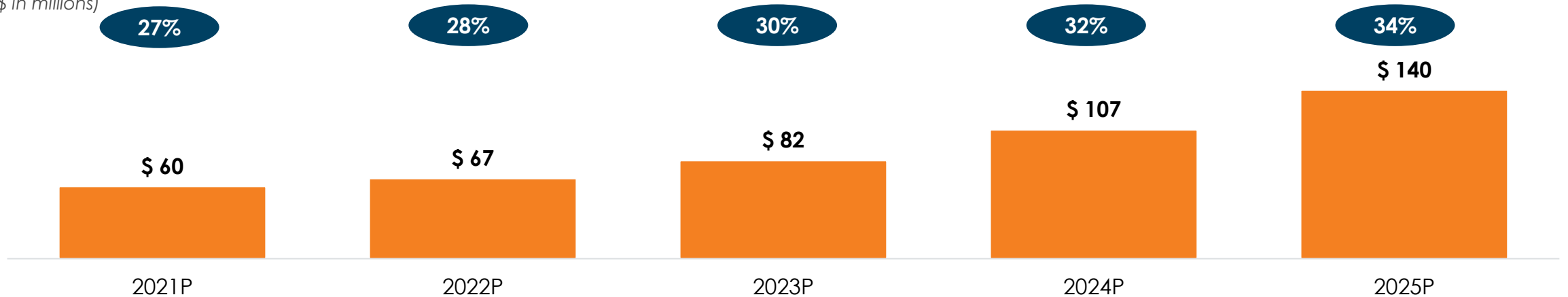
Projected Revenue

(\$ in millions)



Projected Adj. EBITDA & Margin

(\$ in millions)

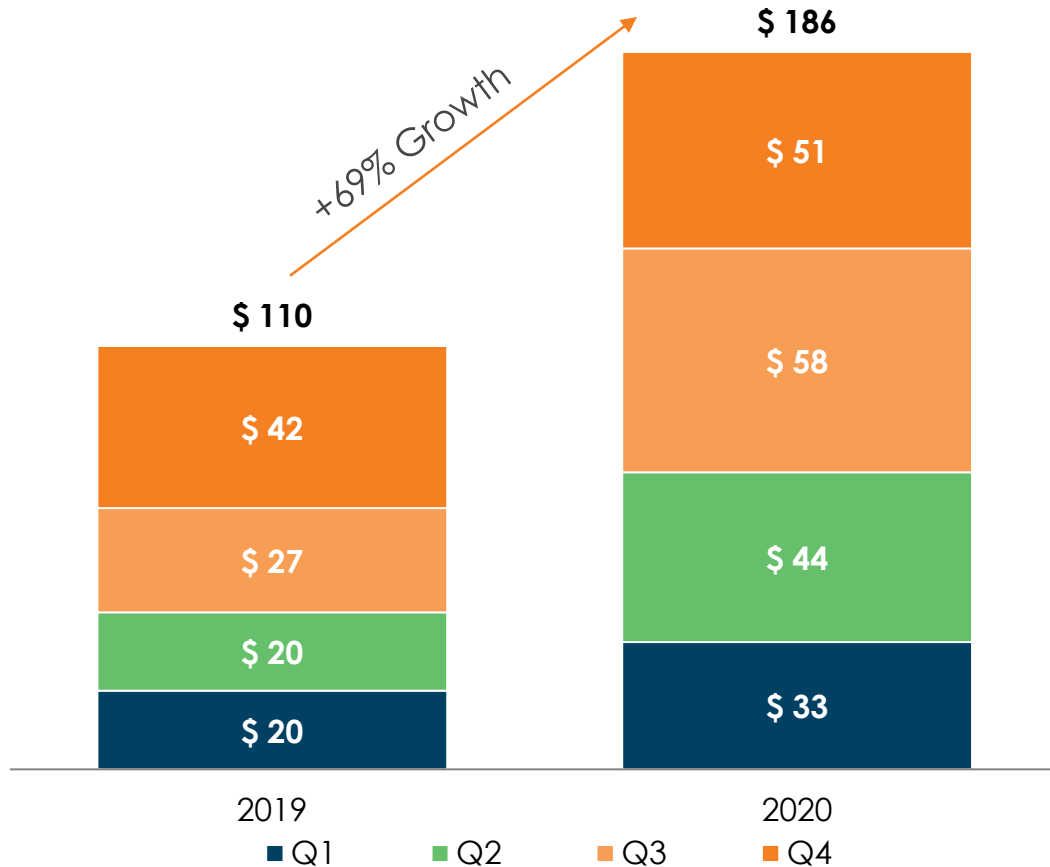


Note: Financials represent KORE's projections through 2025E developed for the purposes of this presentation

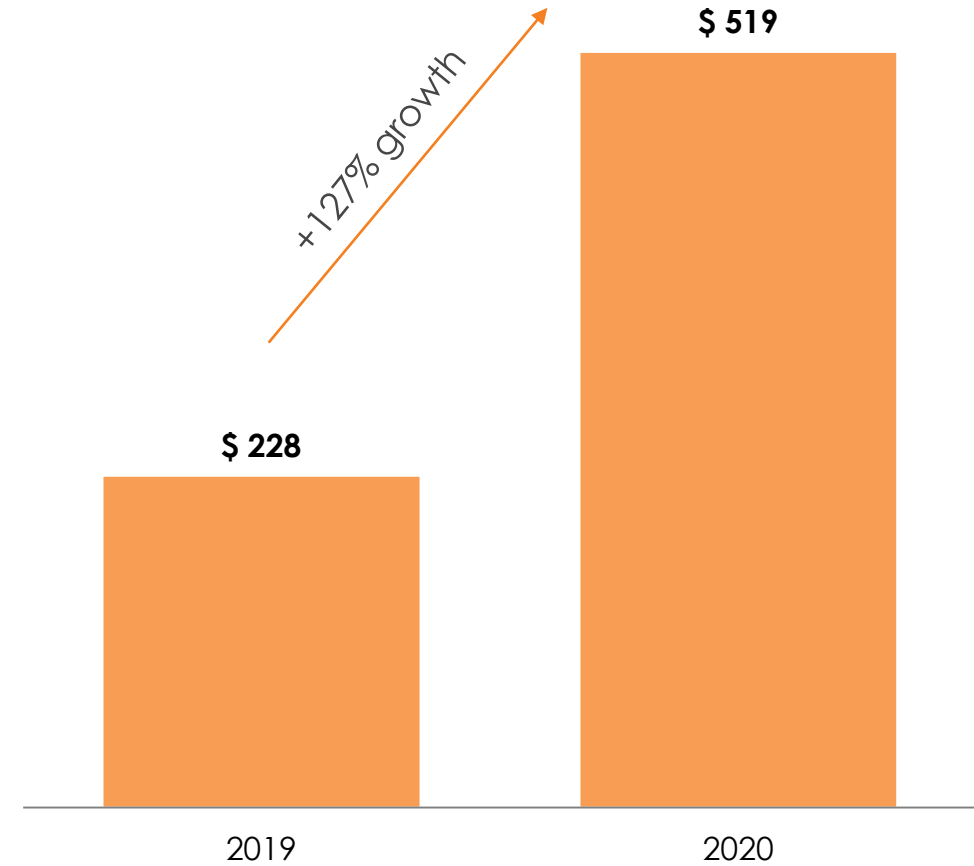
Accelerating momentum in sales activity

TCV of New Business Wins¹

(\$ in millions)



TCV of Opportunities Created¹



(1) TCV estimates include wins and opportunities created from new logos and scope expansions at existing customers

Pro forma capitalization

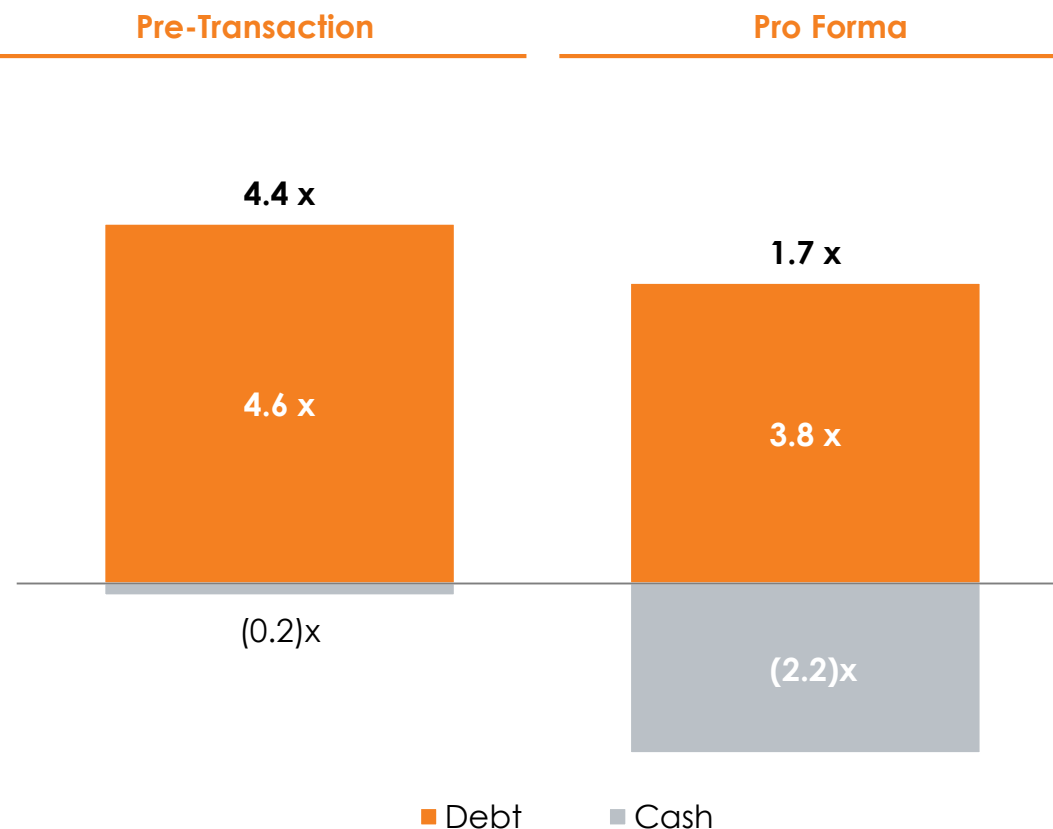
(\$ in millions)

Summary Capitalization

Pre-Transaction		Pro Forma	
Total Senior Debt	\$ 304	Total Senior Debt	\$ 254
Total Cash	(10)	Total Cash	(143)
Net Debt	\$ 294	Net Debt	\$ 110

- Pre transaction net debt of 4.4x lowered to 1.7x post SPAC merger

Pro Forma Leverage



Note: Leverage metrics are calculated using 2022P EBITDA of \$66.5M

Pro forma EBITDA

(\$ in millions)

	2019	2020
Net Loss	\$(23)	\$(35)
Change in fair value of warrant liabilities	(0)	7
Tax Expense	-	0
Interest expense, net	25	23
Depreciation and amortization	48	52
Impairment	4	-
Taxes	(13)	(5)
Pro forma EBITDA	\$ 40	\$ 43
Pro forma EBITDA, Integron	8	-
Stock based compensation (including payroll taxes)	2	1
Foreign exchange	1	0
Impact of carrier liability write off	(4)	-
FIN48 Sales tax liability reserve adjustment	(2)	-
VAT liability reserve adjustment	(1)	-
Other income tax reserve adjustments	0	0
Discretionary Outlays ¹	9	7
Integration/Acquisition costs	5	5
Unrealized Synergies	1	1
Other items identified in covenant add-backs	(0)	0
Est. Public Company costs	(2)	(2)
Adj. EBITDA²	\$ 57	\$ 57

(1) Discretionary Outlays represent expenditures related to developing and growing new sales channels, initiatives, and markets, including KORE One development costs, sales development and channel sales teams, and IoT Solutions.

(2) Adj. EBITDA represents Adjusted EBITDA as defined for the Company's Credit Agreement. Certain adjustments have been included in the nature of those allowed by the credit agreement to reflect the Transaction perimeter.

Note: KORE does not provide reconciliations of EBITDA or Adjusted EBITDA to net income on a forward-looking basis because KORE is unable to forecast the amount or significance of certain items required to develop meaningful comparable GAAP financial measures without unreasonable efforts. These items include gains or losses on sale or consolidation transactions, accelerated depreciation, impairment charges, gains or losses on retirement of debt and variations in effective tax rate, which are difficult to predict and estimate and are primarily dependent on future events, but which are excluded from the KORE's calculations of EBITDA and Adjusted EBITDA.

Select Risk Factors for PIPE Investors

These Risk Factors are being provided to certain sophisticated institutional investors for potential investment in Cerberus Telecom Acquisition Corp. ("CTAC") as part of a proposed business combination between KORE Wireless Group, Inc. ("KORE") and CTAC pursuant to which KORE will become a publicly traded operating company (the "Business Combination"). Investing in securities (the "Securities") to be issued in the Business Combination involves a high degree of risk. Investors should carefully consider the risks and uncertainties inherent in an investment in us and in the Securities, including those described below, before subscribing for the Securities. If we cannot address any of the following risks and uncertainties effectively, or any other risks and difficulties that may arise in the future, our business, financial condition or results of operations could be materially and adversely affected. The risks described below are not the only ones we face. Additional risks that we currently do not know about or that we currently believe to be immaterial could also have a material adverse effect on our business, financial condition or results of operations. You should review the investor presentation and perform your own due diligence prior to making an investment.

- the occurrence of any event, change or other circumstances that could give rise to the termination of negotiations and any subsequent definitive agreements with respect to the Business Combination;
- the outcome of any legal proceedings that may be instituted against CTAC, the combined company or others following the announcement of the Business Combination and any definitive agreements with respect thereto;
- the inability to complete the Business Combination due to the failure to obtain approval of the shareholders of CTAC, to obtain financing to complete the Business Combination or to satisfy other conditions to closing;
- changes to the proposed structure of the Business Combination that may be required or appropriate as a result of applicable laws or regulations or as a condition to obtaining regulatory approval of the Business Combination;
- the ability to meet stock exchange listing standards following the consummation of the Business Combination;
- the risk that the Business Combination disrupts current plans and operations of the Company, including relationships with customers, suppliers and business partners, as a result of the announcement and consummation of the Business Combination;
- the ability to recognize the anticipated benefits of the Business Combination, which may be affected by, among other things, competition, the ability of the combined company to grow and manage growth profitably, maintain relationships with customers and suppliers and retain its management and key employees;
- costs related to the Business Combination;
- changes in applicable laws or regulations, including foreign laws or regulations KORE is subject to;
- the possibility that the Company or the combined company may be adversely affected by other economic, business, and/or competitive factors;
- the Company's estimates of expenses and profitability;
- the ability of the Company to control costs, including costs related to becoming a public company, the cost of procured cellular network connectivity, procured devices for resale, and operating expenses;
- the need to raise additional capital to finance operations or acquisitions, which may not be available on acceptable terms, or at all;
- exposure to compliance obligations and risks under anti-corruption, export controls and economic sanctions laws and regulations of the United States and applicable non-U.S. jurisdictions in which we operate, and instances of non-compliance may have a material adverse effect the results of operations of the business;

Select Risk Factors for PIPE Investors (Cont'd)

- the Company's dependence on cellular carrier networks as the base layer for its IoT connectivity network services, and its ability to maintain good relationships and favorable terms and conditions with these cellular network carrier vendors;
- the Company's dependence on certain device and software vendors as critical components of its IoT solutions, and its ability to maintain its relationship with these device and software vendors;
- the ability of the Company to accurately predict changes in customer demand due to matters beyond its control, maintain customers (particularly its largest customers) and attract new customers;
- the ability of the Company to successfully maintain market position and introduce new features in the Company's technology and software offerings in a timely fashion, including, but not limited to, integration of existing solutions with third-party software;
- the actions of Company competitors, including consolidation within the industry, pricing changes or the introduction of new solutions;
- service outages - including outages resulting from a failure of the Company's 3rd party data centers, outages in the cellular carrier networks that the Company uses for its connectivity services, or defects and bugs in either the Company's own technology or 3rd party hardware and software used for any of its market offerings - may lead to a demand for a potential refund of previously charged amounts, or for potential liability claims from customers;
- security breaches, compromises of information security and any related occurrences, as well as the transmission, use and disclosure of user data and personal information could give rise to liabilities or additional costs as a result of laws, governmental regulations and mobile network operator and other customer requirements or differing views of personal privacy rights;
- fire, earthquake or natural hazards affecting some of the customer's facilities or any of its 3rd party data centers may lead to an inability to provide its products and services for a period of time;
- the ability of the Company to obtain or maintain relevant intellectual property licenses or to protect its trademarks and internally developed software;
- technological developments affecting the Company's industry, which are evolving rapidly and the ability to secure agreements with existing vendors for future technologies;
- potential claims of IP infringement from 3rd parties;
- misappropriation of the Company's intellectual property which could place the Company at a material disadvantage;
- the ability of the Company to maintain and enhance its reputation, brand recognition and business, along with the security and reliability of its products and services;
- any financial forecasts presented may not prove accurate;
- the benefits of the Business Combination may not meet the expectations of investors, stockholders and financial analysts, which may depress the price of the securities of the Company;
- provisions in our organizational documents which may delay or discourage takeover attempts that shareholders may consider favorable;
- the ability to maintain customer relationships, existing pricing, and existing subscriptions, through upcoming cellular network sunsets; and
- other risks and uncertainties set forth in the section entitled "Risk Factors" and "Cautionary Note Regarding Forward-Looking Statements" in CTAC's Registration Statement on Form S-1 dated October 19, 2020.